



# trase

## PERU (importer)

ACTIVITY	COMMODITY	YEAR
<b>Importer</b>	<b>Soy</b>	<b>2018</b>

POPULATION	GDP	SURFACE AREA
<b>31,989,256</b>	<b>222,044,970,486.2</b>	<b>1,285,220</b>

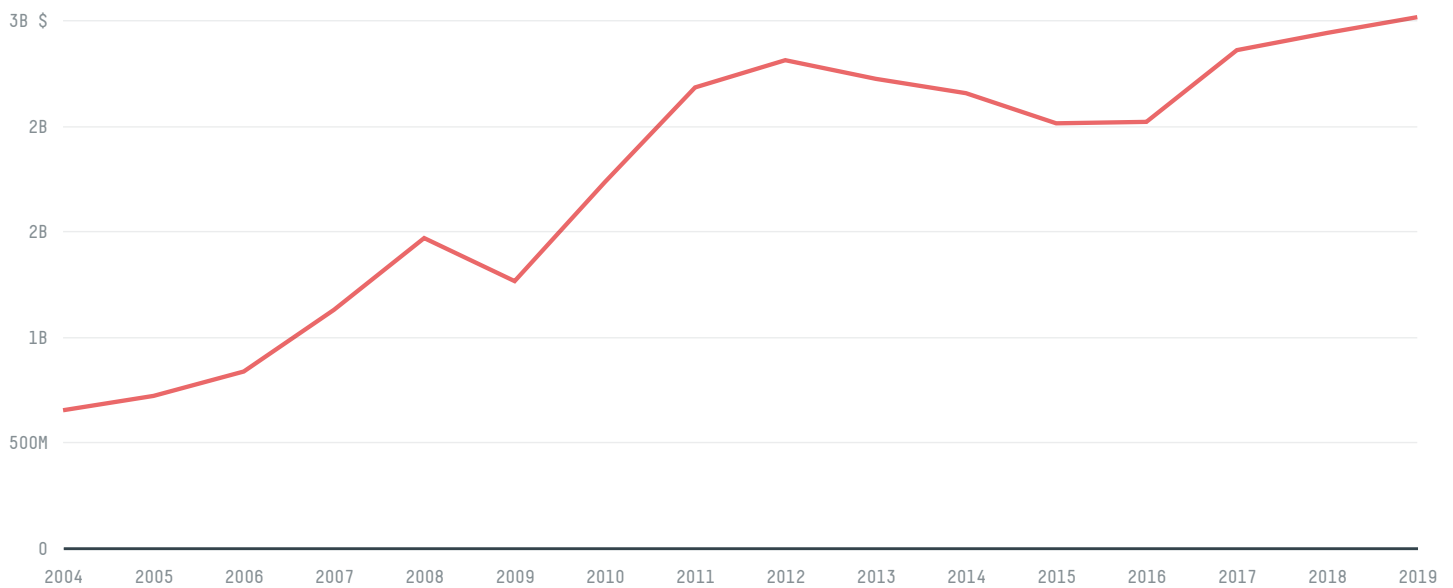
AGRICULTURAL LAND AREA	FORESTED LAND AREA
<b>236,870</b>	<b>738,054</b>

PERU is the world's 18th largest country by area, 43rd largest by population size and is the world's 50th largest economy (by GDP). Forests make up 57% of its area, and agriculture 18%. It's placement in the Human Development Index is 0.759. PERU is a signatory to NYDF ENDORSER and ADP SIGNATORY.

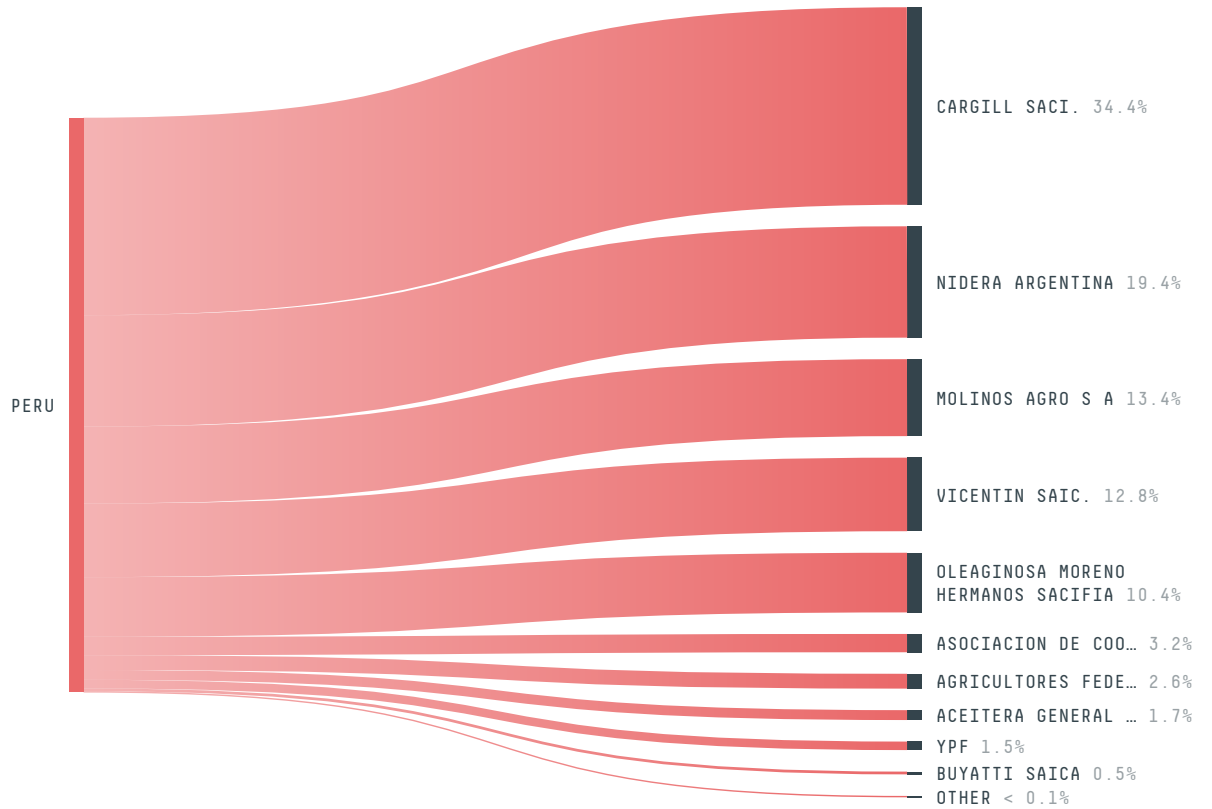
## TOP IMPORTS IN 2018

COMMODITY	WORLD IMPORT RANKING	PRODUCTION	IMPORTS	VALUE
SUGARCANE	30	10,336,178	3,926,908,636.3	203,222,175
CORN	10	1,569,535	3,570,955,857.5	716,648,310
SOY	22	1,530	2,185,225,910.1	1,031,485,284
CHICKEN	50	1,581,767	59,596,768.4	81,934,659
BEEF	49	189,703	33,410,502.9	83,107,549
PORK	63	162,421	10,270,850.3	27,081,836
SHRIMP	28	29,744.8	9,885,061	94,366,969
WOOD PULP	45	-	7,192,682	6,347,527
COFFEE	82	369,622	6,565,683.3	50,907,266
PALM OIL	94	-	6,553,474.7	5,600,873
COCOA	58	134,676	5,419,650	20,995,283
PALM KERNEL	71	-	289,840	402,514

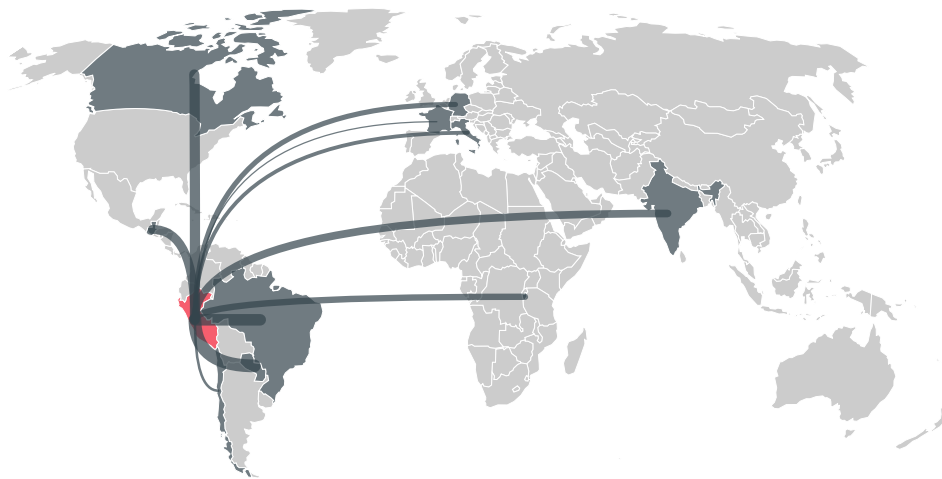
## IMPORT TRAJECTORY OF PERU



## TOP EXPORT TRADERS OF SOY IN PERU IN 2018

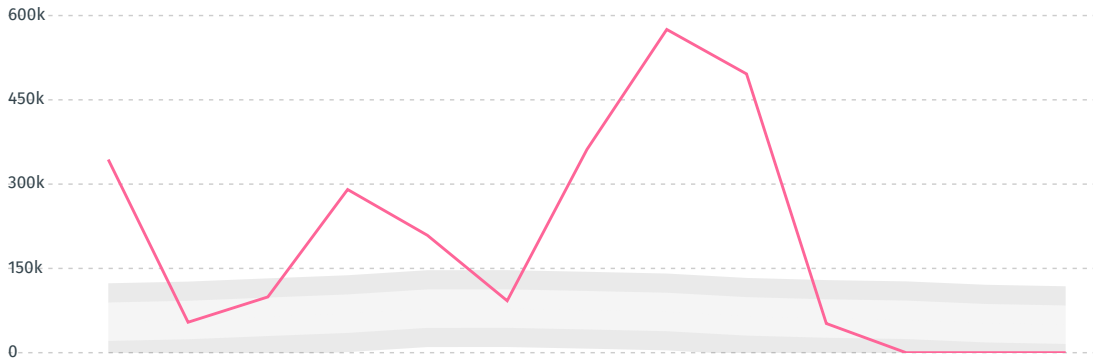


## TOP EXPORT COUNTRIES OF SOY TO PERU IN 2018



DEFORESTATION ALERTS IN ARGENTINA

There were **0** GLAD alerts reported in the week of the **18th of January 2021**. This was **low** compared to the same week in previous years.



Caution: GLAD alerts from the last six months are preliminary. Revisions are made as unconfirmed alerts are removed from the data and alert totals are finalized six months after posting. Source: **Global Forest Watch**

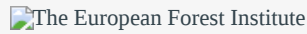

Trase is a partnership between



In collaboration with



Donors



and many other organizations and individuals.



[Terms of Use](#) · [Privacy policy](#) · [Cookie policy](#) · [Contact us](#)