



# trase

## JORDAN (importer)

ACTIVITY	COMMODITY	YEAR
<b>Importer</b>	<b>Soy</b>	<b>2018</b>

POPULATION	GDP	SURFACE AREA
<b>9,956,011</b>	<b>42,932,112,676.1</b>	<b>89,320</b>

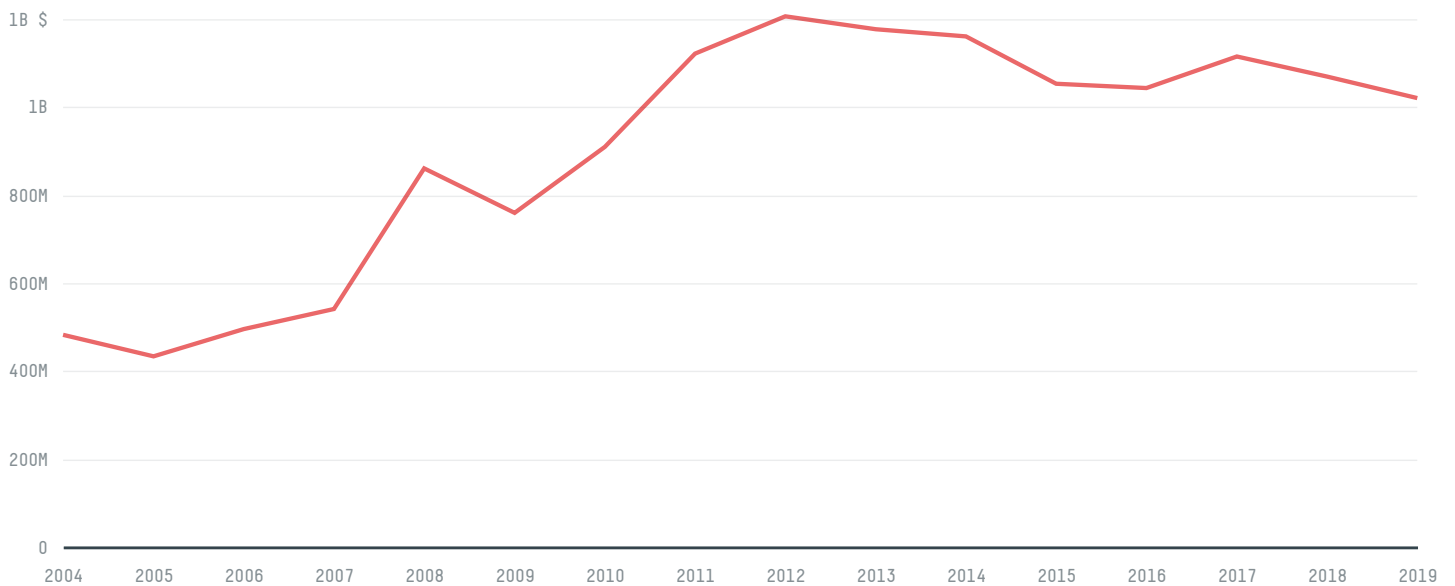
AGRICULTURAL LAND AREA	FORESTED LAND AREA
<b>10,659.6</b>	<b>975</b>

JORDAN is the world's 109th largest country by area, 89th largest by population size and is the world's 91st largest economy (by GDP). Forests make up 1% of its area, and agriculture 12%. It's placement in the Human Development Index is 0.723. JORDAN is a signatory to NYDF ENDORSER and ADP SIGNATORY.

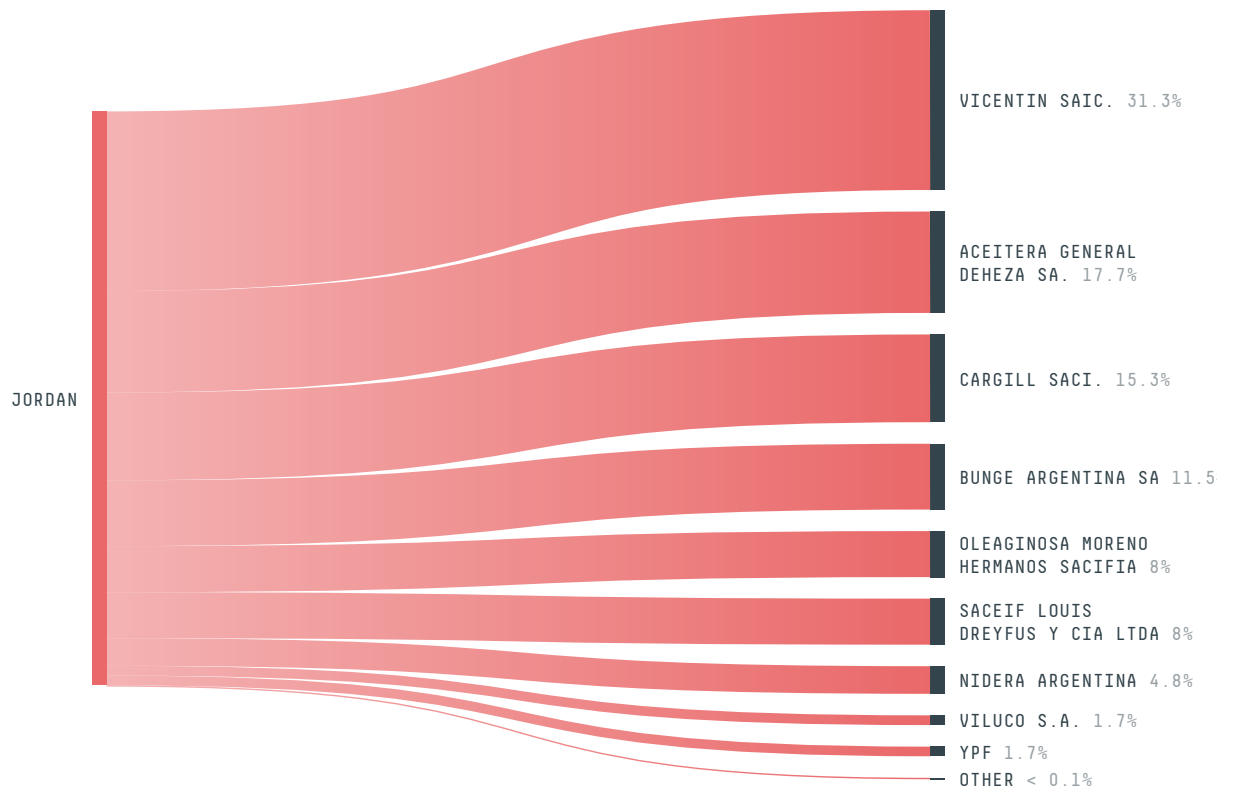
## TOP IMPORTS IN 2018

COMMODITY	WORLD IMPORT RANKING	PRODUCTION	IMPORTS	VALUE
SUGARCANE	42	0	2,613,082,300.6	154,986,610
CORN	29	21,914	848,043,530.4	212,427,098
SOY	50	0	384,665,659.3	172,546,687
CHICKEN	51	193,423	57,580,954.1	93,674,613
BEEF	41	28,280	51,799,599.3	199,876,328
WOOD PULP	23	-	50,530,331	40,681,663
COFFEE	42	0	42,568,488.8	145,669,072
PALM OIL	64	-	40,692,778.5	30,198,774
COCOA	63	0	3,083,387	10,167,612
SHRIMP	73	0	524,217	5,042,981
PORK	133	0	112,695.1	614,385

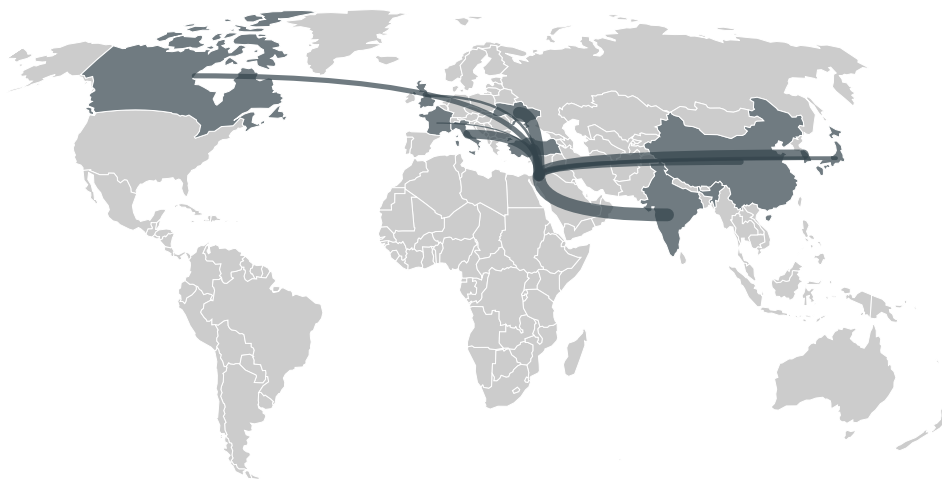
## IMPORT TRAJECTORY OF JORDAN



## TOP EXPORT TRADERS OF SOY IN JORDAN IN 2018



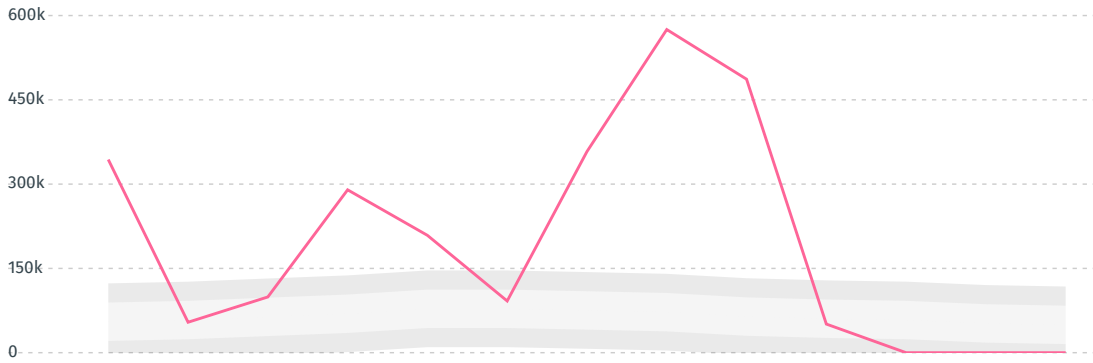
## TOP EXPORT COUNTRIES OF SOY TO JORDAN IN 2018



INDIA	44.3%
UKRAINE	29.9%
SOUTH KOREA	13.5%
ITALY	3.8%
TURKEY	3.4%
CHINA (MAINLAND)	2%
CANADA	1.6%
JAPAN	1.2%
UNITED KINGDOM	0.3%
FRANCE	0.1%

DEFORESTATION ALERTS IN ARGENTINA

There were **3** GLAD alerts reported in the week of the **18th of January 2021**. This was **low** compared to the same week in previous years.



Caution: GLAD alerts from the last six months are preliminary. Revisions are made as unconfirmed alerts are removed from the data and alert totals are finalized six months after posting. Source: **Global Forest Watch**

Trase is a partnership between



In collaboration with



and many other organizations and individuals.

Donors



[Terms of Use](#) · [Privacy policy](#) · [Cookie policy](#) · [Contact us](#)