



# trase

## JAPAN (importer)

ACTIVITY	COMMODITY	YEAR
<b>Importer</b>	<b>Soy</b>	<b>2017</b>

POPULATION	GDP	SURFACE AREA
<b>126,785,797</b>	<b>4,866,864,409,657.7</b>	<b>377,970</b>

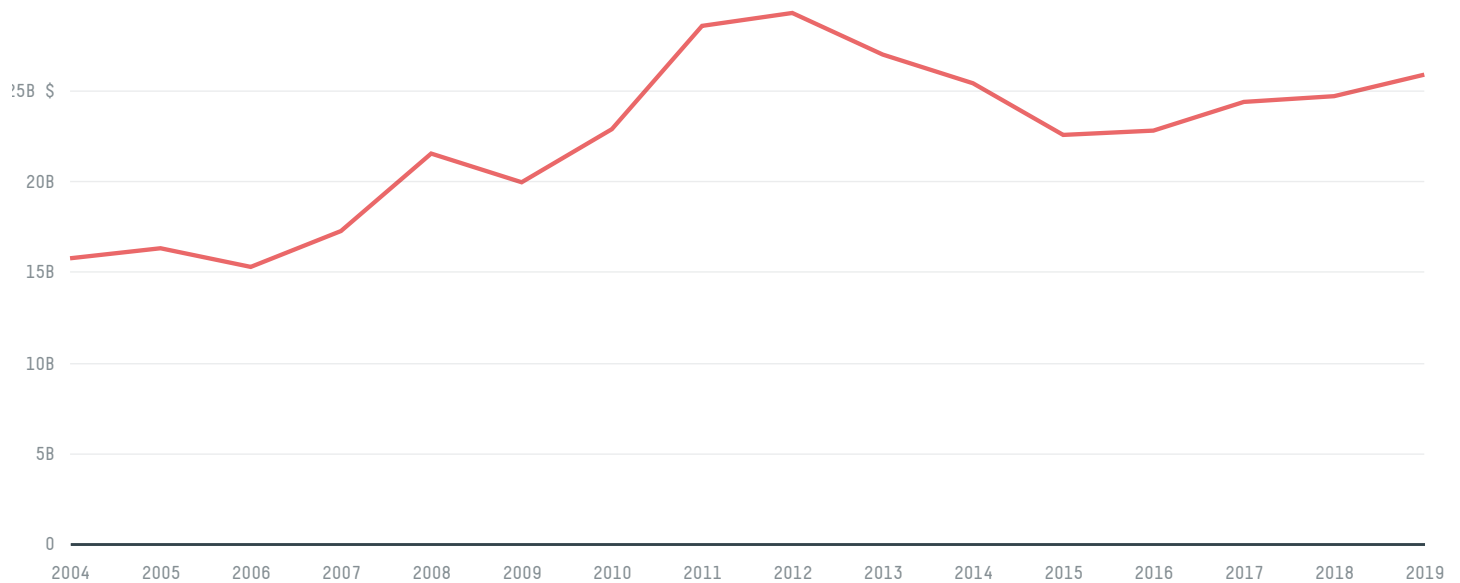
AGRICULTURAL LAND AREA	FORESTED LAND AREA
<b>44,710</b>	<b>249,564</b>

JAPAN is the world's 61st largest country by area, 10th largest by population size and is the world's 3rd largest economy (by GDP). Forests make up 66% of its area, and agriculture 12%. It's placement in the Human Development Index is 0.913. JAPAN is a signatory to NYDF ENDORSER and ADP SIGNATORY.

## TOP IMPORTS IN 2017

COMMODITY	WORLD IMPORT RANKING	PRODUCTION	IMPORTS	VALUE
SUGARCANE	16	1,297,000	11,557,257,798.8	1,032,297,665
PORK	2	1,272,301	1,228,518,042.6	5,171,144,338
CHICKEN	1	2,214,899	1,228,383,147.5	3,601,133,554
BEEF	3	469,096	908,205,716.5	4,245,329,129
PALM OIL	11	-	744,891,294.1	529,094,726
COFFEE	4	0	447,437,808.3	1,628,952,246
SHRIMP	2	1,354	172,314,632	1,887,880,507
COCOA	14	0	114,372,363	414,625,776
COTTON	16	0	93,288,213.9	179,267,840
PALM KERNEL	9	-	72,400,925	101,190,574
CORN	130	165	4,419,807.7	3,086,847,730
SOY	128	253,000	2,128,056.2	2,212,049,677
WOOD PULP	130	-	0	244,230,631


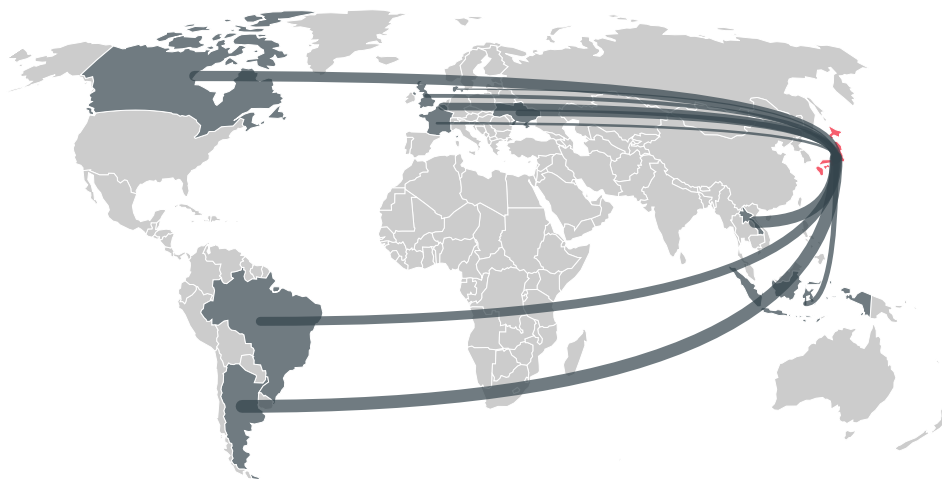
## IMPORT TRAJECTORY OF JAPAN



## TOP EXPORT TRADERS OF SOY IN JAPAN IN 2017

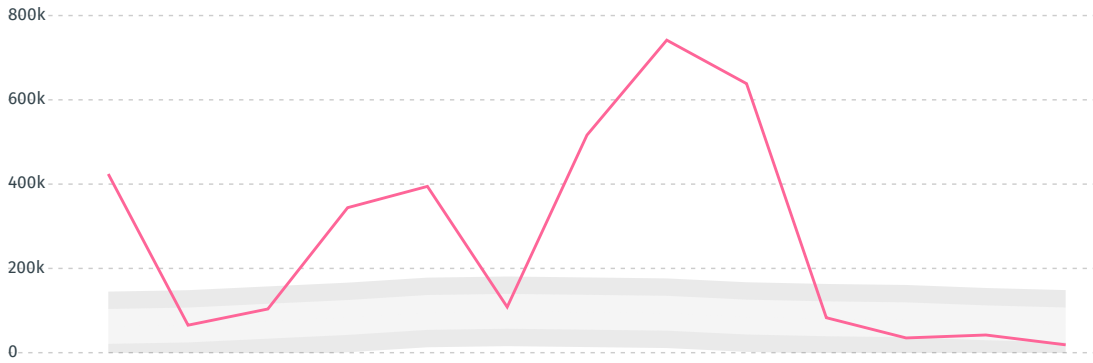


## TOP EXPORT COUNTRIES OF SOY TO JAPAN IN 2017



## DEFORESTATION ALERTS IN ARGENTINA

There were **18,638** GLAD alerts reported in the week of the **18th of January 2021**. This was **low** compared to the same week in previous years.



Caution: GLAD alerts from the last six months are preliminary. Revisions are made as unconfirmed alerts are removed from the data and alert totals are finalized six months after posting. Source: **Global Forest Watch**

Trase is a partnership between



In collaboration with



and many other organizations and individuals.

Donors



[Terms of Use](#) · [Privacy policy](#) · [Cookie policy](#) · [Contact us](#)