



trase

COTE D'IVOIRE (importer)

ACTIVITY	COMMODITY	YEAR
Importer	Soy	2018

POPULATION	GDP	SURFACE AREA
25,069,229	58,011,466,450.9	322,460

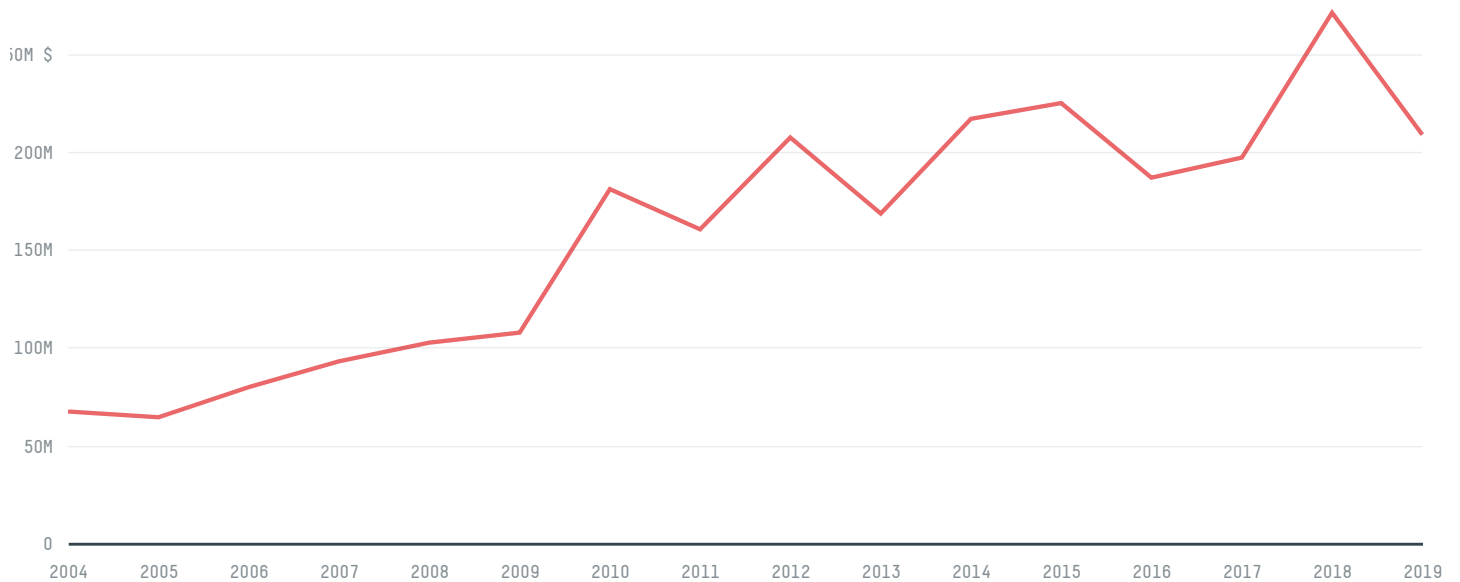
AGRICULTURAL LAND AREA	FORESTED LAND AREA
206,000	104,006

COTE D'IVOIRE is the world's 67th largest country by area, 54th largest by population size and is the world's 80th largest economy (by GDP). Forests make up 32% of its area, and agriculture 64%. It's placement in the Human Development Index is 0.516. COTE D'IVOIRE is a signatory to NYDF ENDORSER and ADP SIGNATORY.


TOP IMPORTS IN 2018

COMMODITY	WORLD IMPORT RANKING	PRODUCTION	IMPORTS	VALUE
SUGARCANE	92	1,948,318	549,967,437.2	28,274,476
PALM OIL	44	-	122,039,072	80,543,996
CORN	75	1,006,000	74,455,751.6	22,063,556
BEEF	37	33,107	66,322,738.5	59,778,553
PORK	36	7,483	64,628,431.4	41,627,695
SOY	82	606	63,556,456	26,900,352
CHICKEN	138	44,199	749,936.2	5,284,560
WOOD PULP	71	-	292,731	251,371
COCOA	149	1,963,949	2,894	12,629

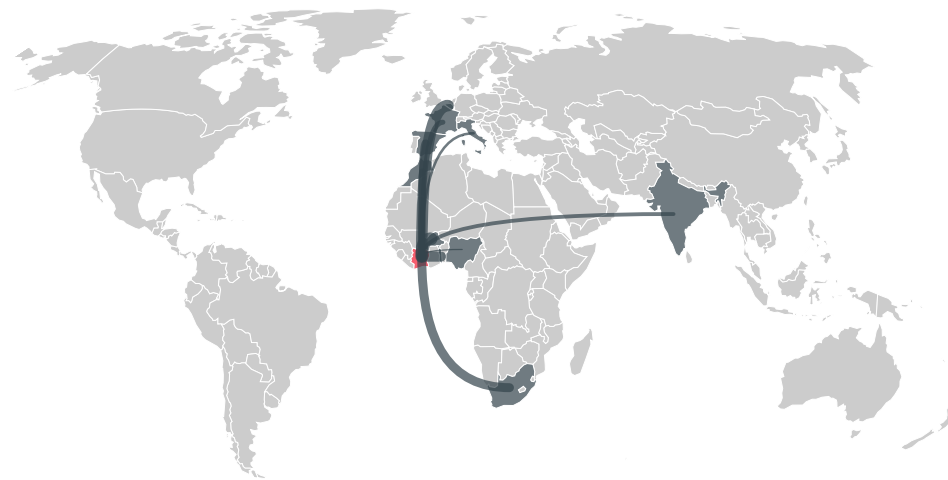
IMPORT TRAJECTORY OF COTE D'IVOIRE



TOP EXPORT TRADERS OF SOY IN COTE D'IVOIRE IN 2018



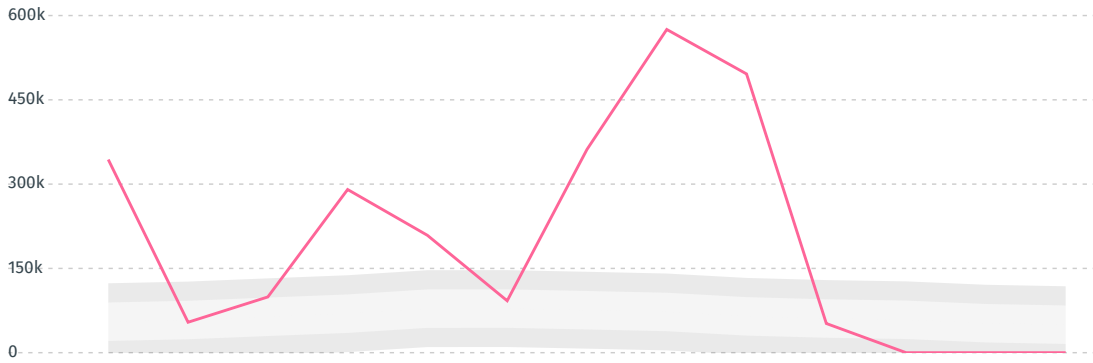
TOP EXPORT COUNTRIES OF SOY TO COTE D'IVOIRE IN 2018



BURKINA FASO	57.6%
BELGIUM	21.4%
TOGO	16.9%
SOUTH AFRICA	2.4%
SPAIN	0.9%
MOROCCO	0.4%
FRANCE	0.2%
INDIA	< 0.1%
ITALY	< 0.1%
NIGERIA	< 0.1%


DEFORESTATION ALERTS IN ARGENTINA

There were **0** GLAD alerts reported in the week of the **18th of January 2021**. This was **low** compared to the same week in previous years.

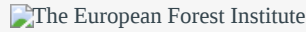
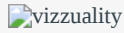


Caution: GLAD alerts from the last six months are preliminary. Revisions are made as unconfirmed alerts are removed from the data and alert totals are finalized six months after posting. Source: **Global Forest Watch**

Trase is a partnership between



In collaboration with



and many other organizations and individuals.

Donors



[Terms of Use](#) · [Privacy policy](#) · [Cookie policy](#) · [Contact us](#)