



trase

## GREECE (importer)

ACTIVITY	COMMODITY	YEAR
<b>Importer</b>	<b>Soy</b>	<b>2018</b>

POPULATION	GDP	SURFACE AREA
<b>10,732,882</b>	<b>218,138,367,208.8</b>	<b>131,960</b>

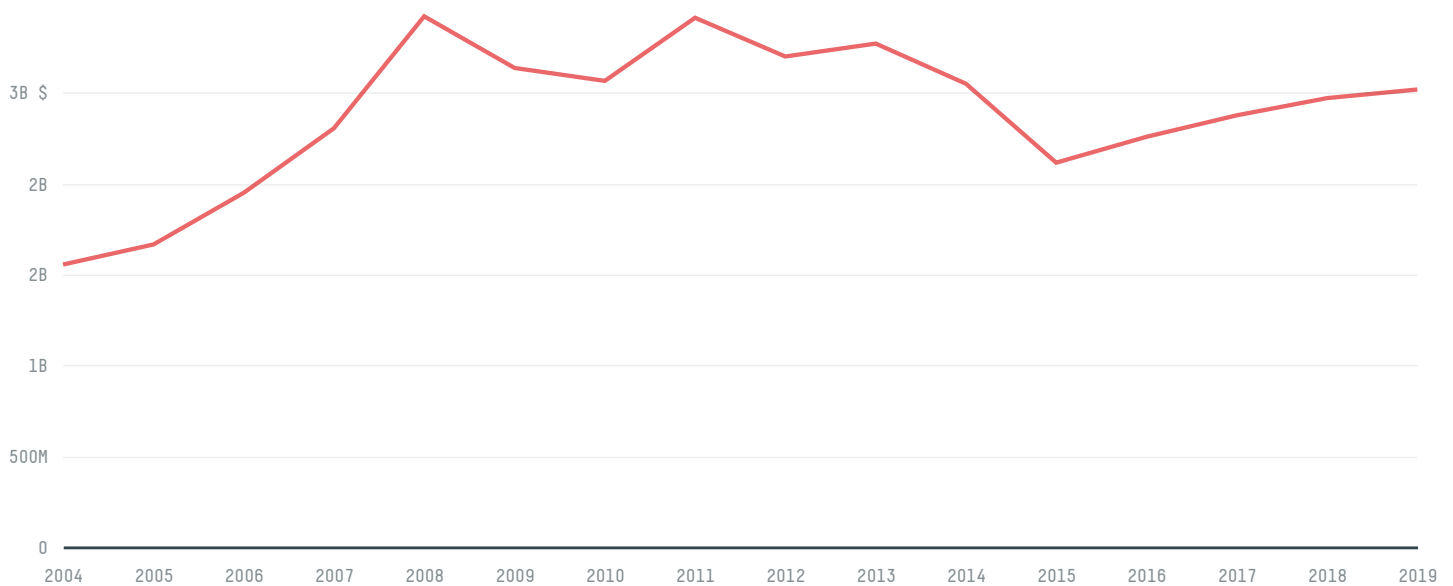
AGRICULTURAL LAND AREA	FORESTED LAND AREA
<b>61,360</b>	<b>40,842</b>

GREECE is the world's 94th largest country by area, 84th largest by population size and is the world's 51st largest economy (by GDP). Forests make up 31% of its area, and agriculture 46%. It's placement in the Human Development Index is 0.872. GREECE is a signatory to NYDF ENDORSER and ADP SIGNATORY.

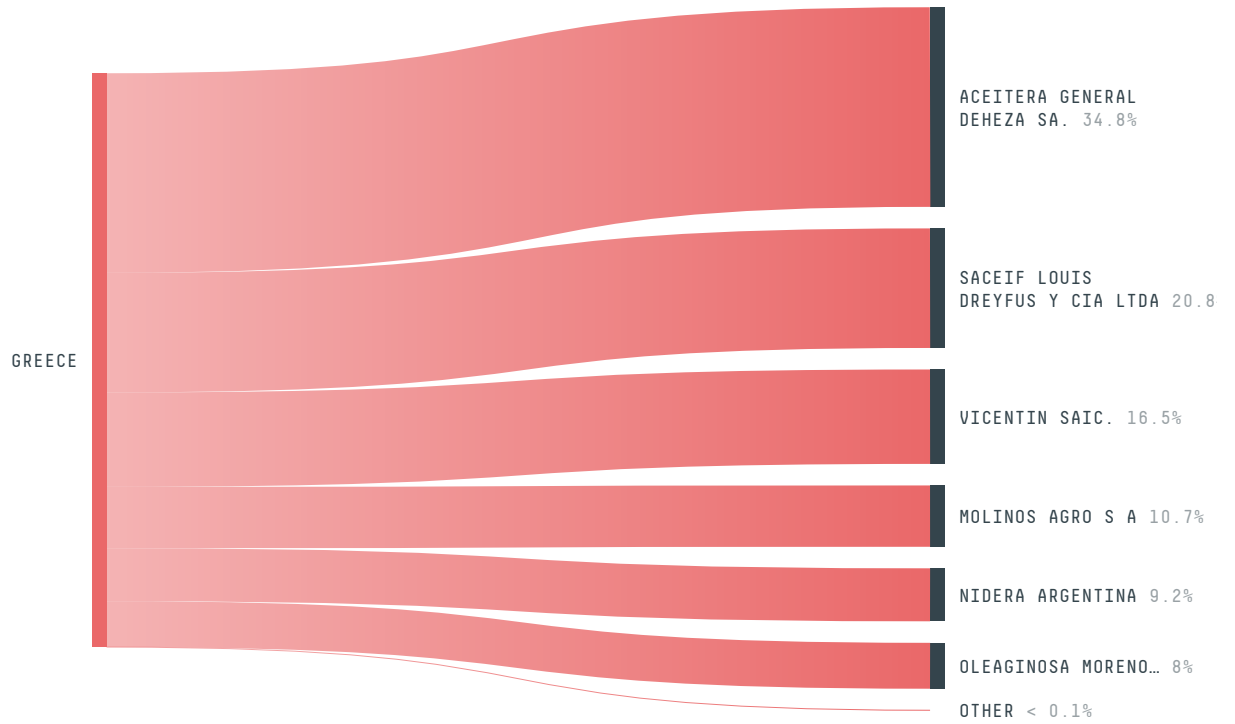
## TOP IMPORTS IN 2018

COMMODITY	WORLD IMPORT RANKING	PRODUCTION	IMPORTS	VALUE
SUGARCANE	40	0	3,038,671,160	161,064,355
CORN	30	1,205,980	808,256,049.9	202,624,825
SOY	38	9,490	697,467,310.6	292,528,962
PORK	17	77,641	206,463,021.6	535,031,401
BEEF	24	39,658	137,969,677.9	611,300,589
PALM OIL	49	-	101,797,063	70,880,582
CHICKEN	45	239,861	79,716,831.5	155,532,559
COFFEE	31	0	61,543,346.8	303,912,760
COCOA	38	0	15,105,807	51,368,884
SHRIMP	29	0	8,080,208	61,069,508
WOOD PULP	53	-	3,151,960	1,605,698

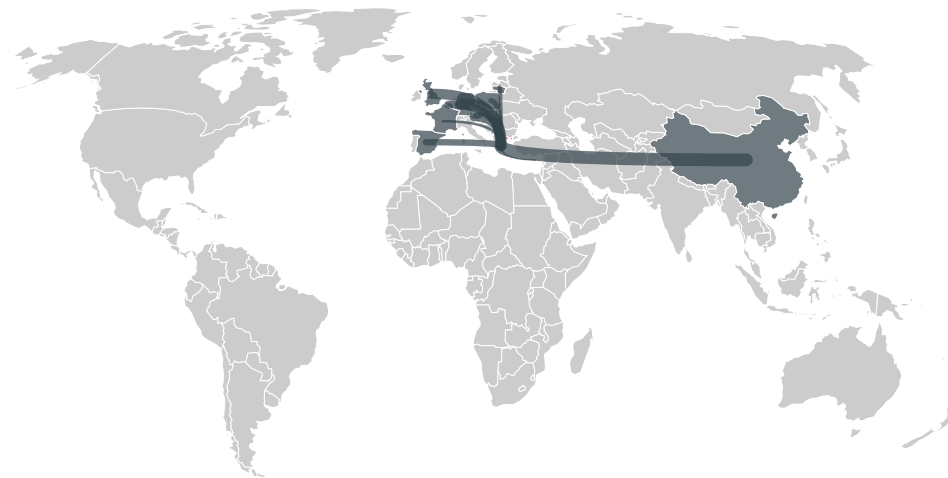
## IMPORT TRAJECTORY OF GREECE



## TOP EXPORT TRADERS OF SOY IN GREECE IN 2018



## TOP EXPORT COUNTRIES OF SOY TO GREECE IN 2018



CHINA (MAINLAND)  
65.9%

GERMANY 26.6%

UNITED KINGDOM 2.8%

AUSTRIA 2.4%

BELGIUM 1.1%

SPAIN 0.6%

POLAND 0.3%

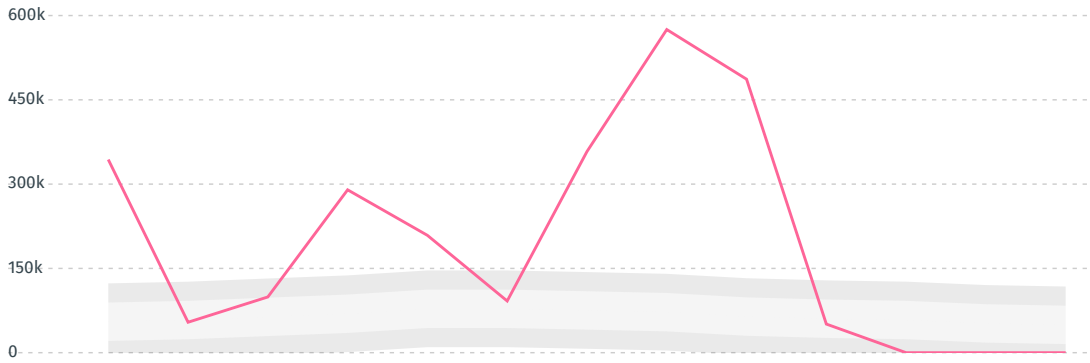
LITHUANIA 0.1%

FRANCE < 0.1%

CYPRUS < 0.1%

DEFORESTATION ALERTS IN ARGENTINA

There were **3** GLAD alerts reported in the week of the **18th of January 2021**. This was **low** compared to the same week in previous years.



Caution: GLAD alerts from the last six months are preliminary. Revisions are made as unconfirmed alerts are removed from the data and alert totals are finalized six months after posting. Source: **Global Forest Watch**

Trase is a partnership between



In collaboration with



and many other organizations and individuals.

Donors



[Terms of Use](#) · [Privacy policy](#) · [Cookie policy](#) · [Contact us](#)