



trase

FRANCE (importer)

ACTIVITY	COMMODITY	YEAR
Importer	Soy	2018

POPULATION	GDP	SURFACE AREA
66,965,912	2,787,863,958,885.5	549,087

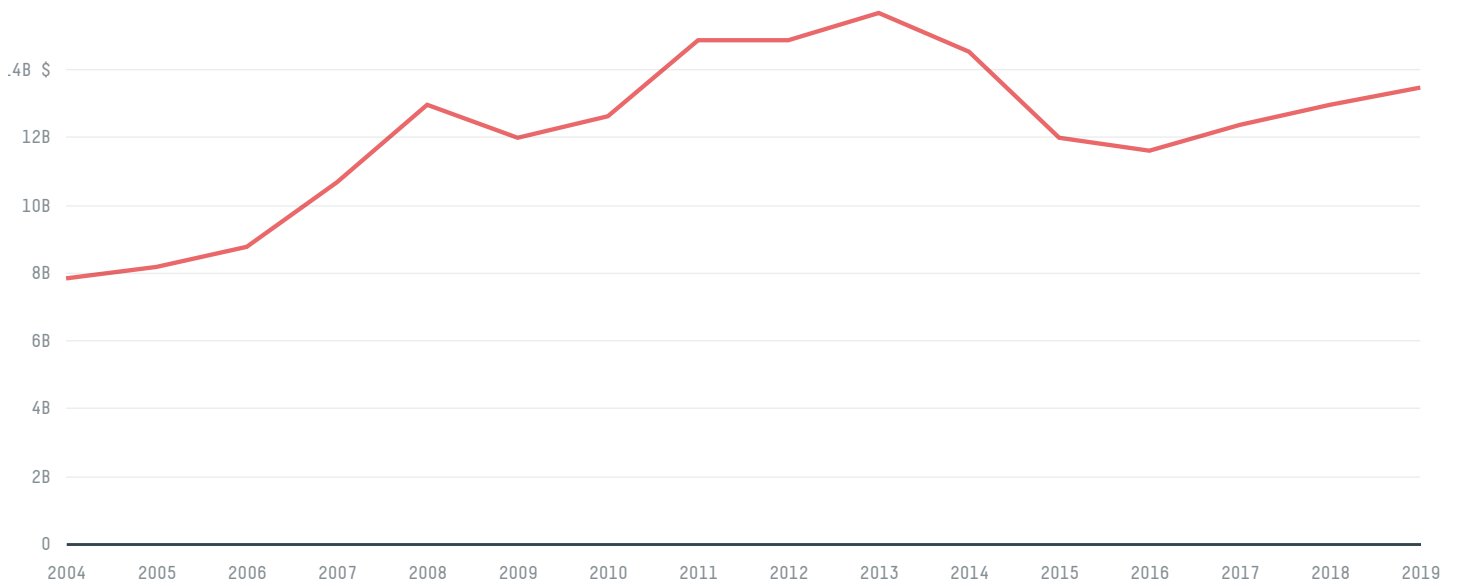
AGRICULTURAL LAND AREA	FORESTED LAND AREA
287,180.2	171,020

FRANCE is the world's 47th largest country by area, 21st largest by population size and is the world's 6th largest economy (by GDP). Forests make up 31% of its area, and agriculture 52%. It's placement in the Human Development Index is 0.891. FRANCE is a signatory to NYDF ENDORSER and ADP SIGNATORY.


TOP IMPORTS IN 2018

COMMODITY	WORLD IMPORT RANKING	PRODUCTION	IMPORTS	VALUE
SUGARCANE	34	2,273,517	3,333,670,915.8	462,348,594
SOY	11	400,292	3,220,049,381.8	1,493,961,777
CORN	31	12,667,393	757,609,993.5	354,562,155
COFFEE	4	0	560,720,504.5	3,047,568,255
CHICKEN	10	1,169,945	516,637,431.7	1,404,840,477
PORK	11	2,166,417	486,811,968.4	1,554,008,482
BEEF	12	1,436,358	404,916,416.8	2,078,015,627
COCOA	6	0	378,210,608	1,231,274,300
PALM OIL	28	-	317,486,087.8	271,003,725
WOOD PULP	11	-	188,160,478	145,730,794
SHRIMP	5	60	88,836,859	853,919,853
COTTON	31	0	16,495,974.2	26,754,024
PALM KERNEL	28	-	12,330,292	15,657,862

IMPORT TRAJECTORY OF FRANCE



TOP EXPORT TRADERS OF SOY IN FRANCE IN 2018



TOP EXPORT COUNTRIES OF SOY TO FRANCE IN 2018





Trase is a partnership between

 Stockholm Environment Institute

 Global Canopy Programme

In collaboration with

 vizzuality

 The European Forest Institute

and many other organizations and individuals.

Donors

 The Global Environment Facility

 WWF

 Europe

 Gordon and Betty Moore Foundation

 The Nature Conservancy

 Department for International Development

 Formas

 Norway's International Climate and Forest Initiative (NICFI)

[Terms of Use](#) · [Privacy policy](#) · [Cookie policy](#) · [Contact us](#)