



# trase

## BRAZIL (importer)

ACTIVITY	COMMODITY	YEAR
<b>Importer</b>	<b>Coffee</b>	<b>2016</b>

POPULATION	GDP	SURFACE AREA
<b>206,163,058</b>	<b>1,795,700,168,991.5</b>	<b>8,515,770</b>

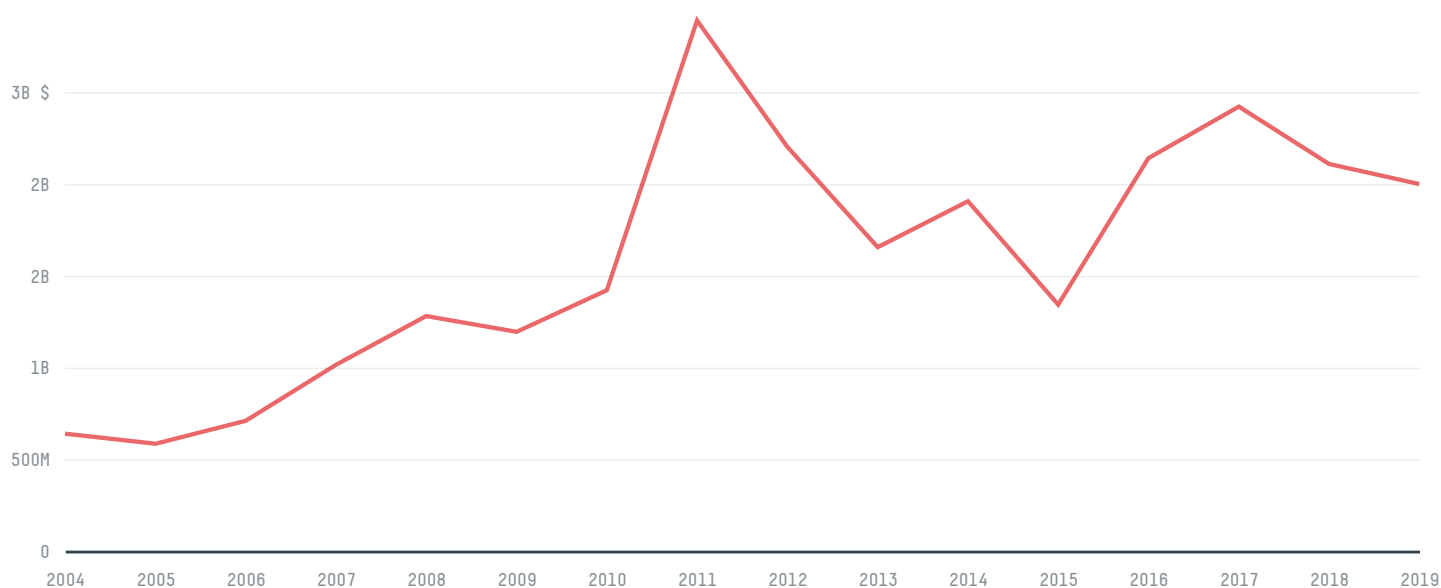
AGRICULTURAL LAND AREA	FORESTED LAND AREA
<b>2,835,460</b>	<b>4,925,540</b>

BRAZIL is the world's 5th largest country by area, 5th largest by population size and is the world's 9th largest economy (by GDP). Forests make up 58% of its area, and agriculture 33%. It's placement in the Human Development Index is 0.757. BRAZIL is a signatory to NYDF ENDORSER and ADP SIGNATORY.

## TOP IMPORTS IN 2016

COMMODITY	WORLD IMPORT RANKING	PRODUCTION	IMPORTS	VALUE
CORN	15	64,188,314	2,907,957,712.8	499,484,819
SOY	48	96,394,820	451,047,624.4	163,902,371
PALM OIL	30	-	246,834,111.2	152,930,869
PALM KERNEL	6	-	177,035,836	194,894,986
COCOA	18	213,871	83,546,900	242,583,906
BEEF	32	9,284,000	80,267,099.2	335,443,485
WOOD PULP	28	-	34,812,596	27,081,782
COTTON	28	3,464,103	27,414,048.9	40,236,985
COFFEE	82	3,024,466	4,772,706.3	60,988,479
SHRIMP	-	59,600	-	-

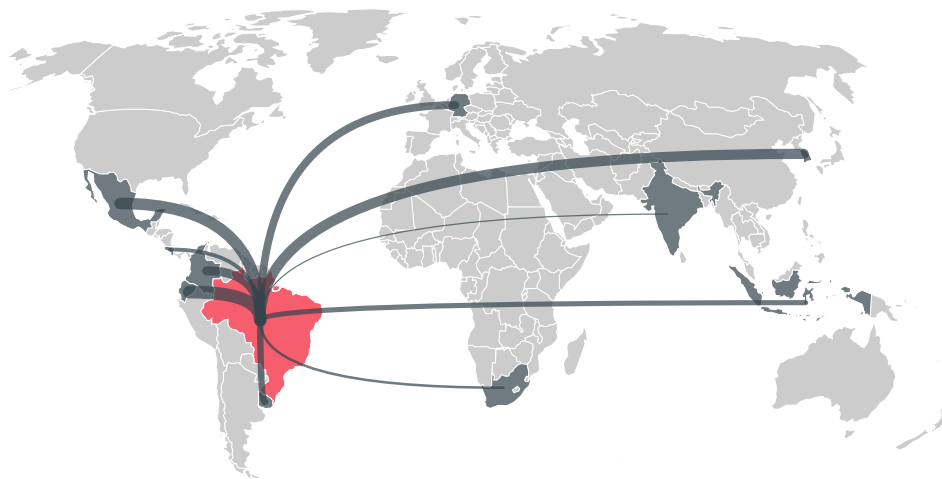
## IMPORT TRAJECTORY OF BRAZIL



## TOP EXPORT TRADERS OF COFFEE IN BRAZIL IN 2016



## TOP EXPORT COUNTRIES OF COFFEE TO BRAZIL IN 2016



ECUADOR 60.8%

MEXICO 20.3%

SOUTH KOREA 7.7%

COLOMBIA 7.7%

GERMANY 2.1%

URUGUAY 0.8%

INDONESIA 0.5%

COSTA RICA < 0.1%

SOUTH AFRICA < 0.1%


INDIA < 0.1%

Trase is a partnership between

 Stockholm Environment Institute

 Global Canopy Programme

In collaboration with

 vizzuality

 The European Forest Institute

and many other organizations and individuals.

Donors

 The Global Environment Facility


 WWF

 Europe

 Gordon and Betty Moore Foundation

 The Nature Conservancy

 Department for International Development

 Formas

 Norway's International Climate and Forest Initiative (NICFI)

[Terms of Use](#) · [Privacy policy](#) · [Cookie policy](#) · [Contact us](#)