



# trase

## NORWAY (importer)

ACTIVITY	COMMODITY	YEAR
<b>Importer</b>	<b>Coffee</b>	<b>2018</b>

POPULATION	GDP	SURFACE AREA
<b>5,311,916</b>	<b>434,166,615,431.9</b>	<b>625,217.1</b>

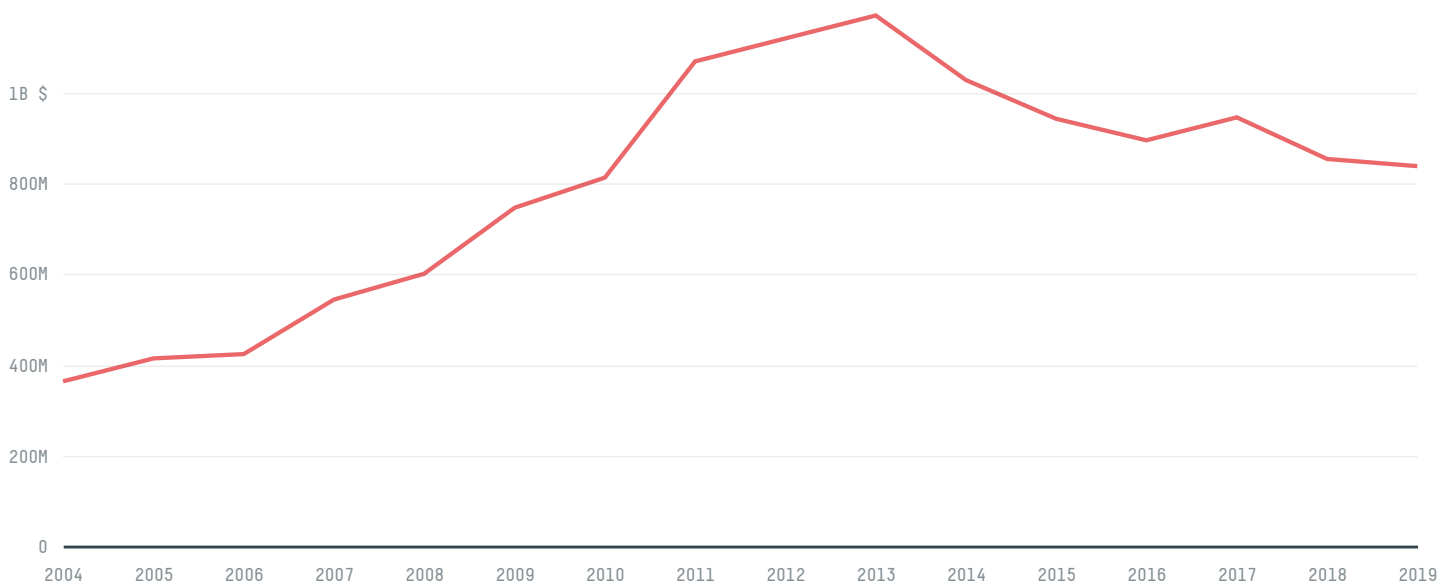
AGRICULTURAL LAND AREA	FORESTED LAND AREA
<b>9,836.7</b>	<b>121,140</b>

NORWAY is the world's 41st largest country by area, 117th largest by population size and is the world's 28th largest economy (by GDP). Forests make up 19% of its area, and agriculture 2%. It's placement in the Human Development Index is 0.954. NORWAY is a signatory to NYDF ENDORSER and ADP SIGNATORY.

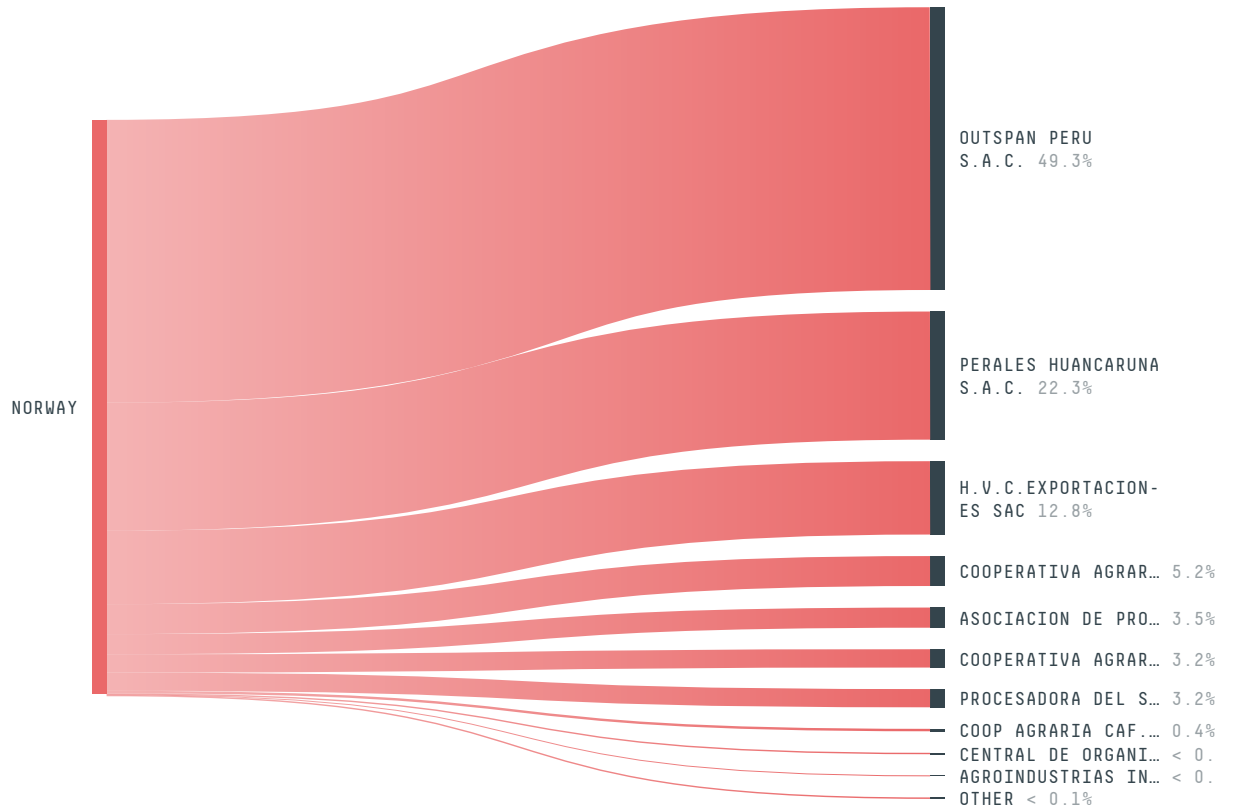
## TOP IMPORTS IN 2018

COMMODITY	WORLD IMPORT RANKING	PRODUCTION	IMPORTS	VALUE
SUGARCANE	51	0	2,041,394,516.3	118,124,292
SOY	46	0	445,607,907.3	222,363,165
CORN	61	0	125,989,492.2	32,246,677
COFFEE	41	0	43,022,539	193,985,421
BEEF	76	89,396	13,913,883	115,851,137
SHRIMP	27	0	10,771,432	73,846,868
COCOA	44	0	9,460,197	40,652,587
PORK	75	137,316	3,610,020	34,517,345
CHICKEN	122	89,925	2,265,692.3	10,849,965
PALM OIL	121	-	891,269.7	1,287,105

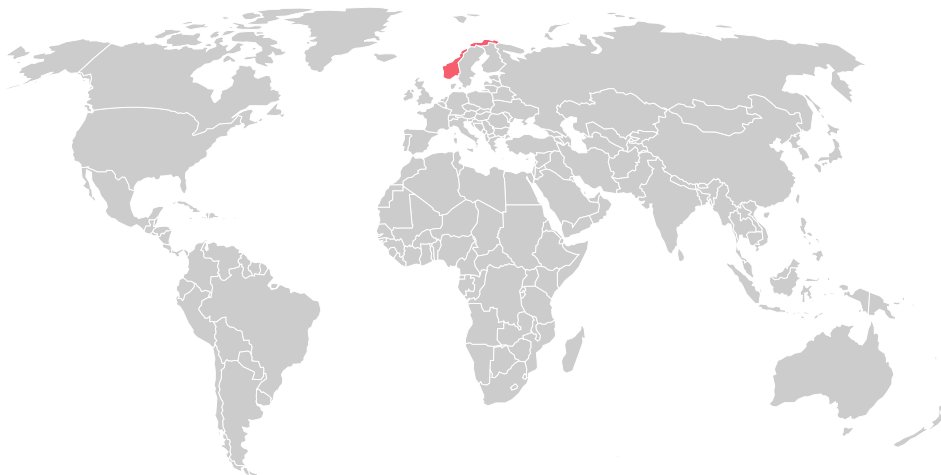
## IMPORT TRAJECTORY OF NORWAY



## TOP EXPORT TRADERS OF COFFEE IN NORWAY IN 2018

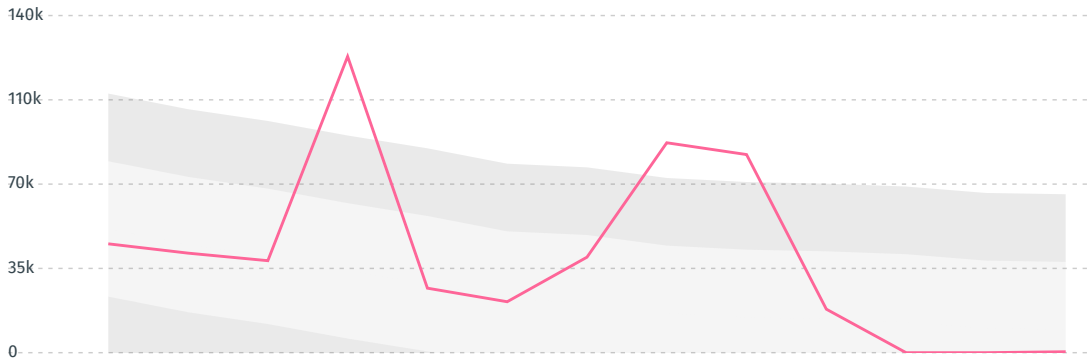


## TOP EXPORT COUNTRIES OF COFFEE TO NORWAY IN 2018



DEFORESTATION ALERTS IN PERU

There were **396** GLAD alerts reported in the week of the **18th of January 2021**. This was **normal** compared to the same week in previous years.



Caution: GLAD alerts from the last six months are preliminary. Revisions are made as unconfirmed alerts are removed from the data and alert totals are finalized six months after posting. Source: **Global Forest Watch**

Trase is a partnership between



In collaboration with



and many other organizations and individuals.

Donors



[Terms of Use](#) · [Privacy policy](#) · [Cookie policy](#) · [Contact us](#)