



trase

LITHUANIA (importer)

ACTIVITY	COMMODITY	YEAR
Importer	Coffee	2014

POPULATION	GDP	LAND AREA
2,932,367	48,574,531,941.9	62,650

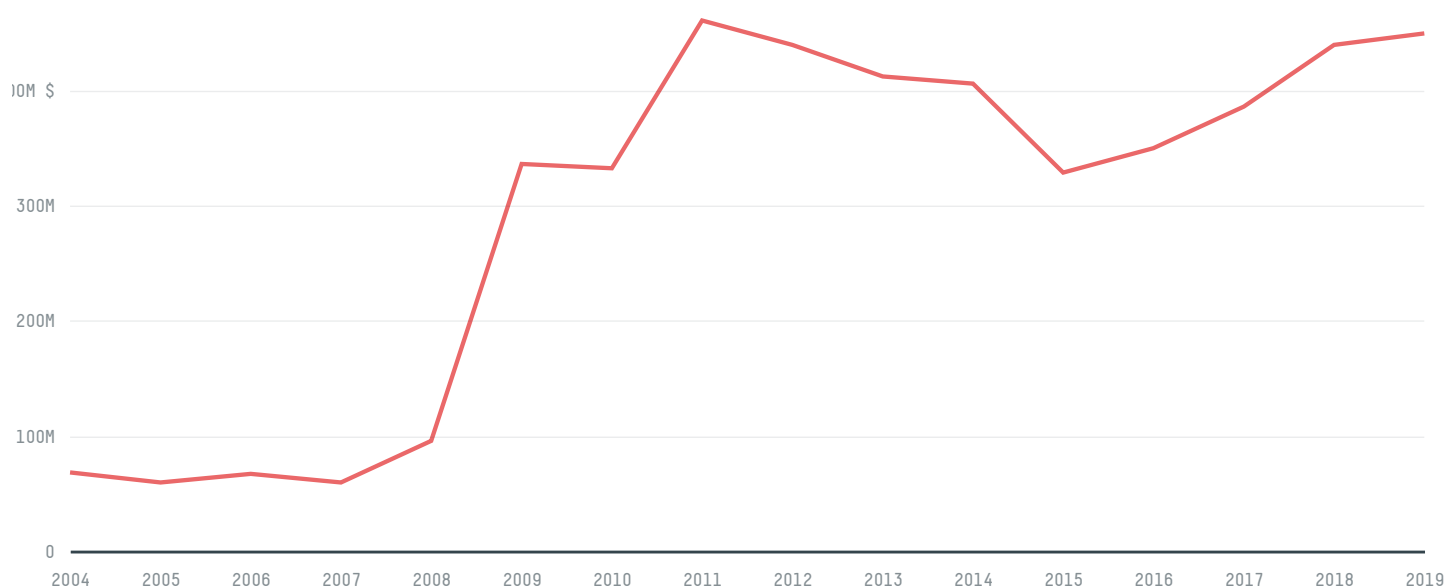
AGRICULTURAL LAND AREA	FORESTED LAND AREA
29,524	21,780

LITHUANIA is the world's 120th largest country by land mass, 135th largest by population size and is the world's 87th largest economy (by GDP). Forests make up 35% of its land mass and agricultural areas, 47%. It's placement in the Human Development Index is 0.852. LITHUANIA is a signatory to NYDF ENDORSER and ADP SIGNATORY.

TOP IMPORTS IN 2014

COMMODITY	WORLD IMPORT RANKING	PRODUCTION	IMPORTS	VALUE
SUGARCANE	100	0	309,370,022.2	25,451,901
CORN	62	115,000	155,669,923.3	36,907,295
WOOD PULP	59	-	26,949,487	15,958,238
COFFEE	48	0	23,467,689.5	124,077,771
BEEF	63	40,240	16,049,179.8	31,693,952
CHICKEN	52	93,543	4,357,667.2	5,386,024
COCOA	61	0	3,061,006	12,766,296
SOY	97	0	833,366.7	934,887
SHRIMP	62	0	681,981	5,670,130
PALM OIL	-	-	-	-

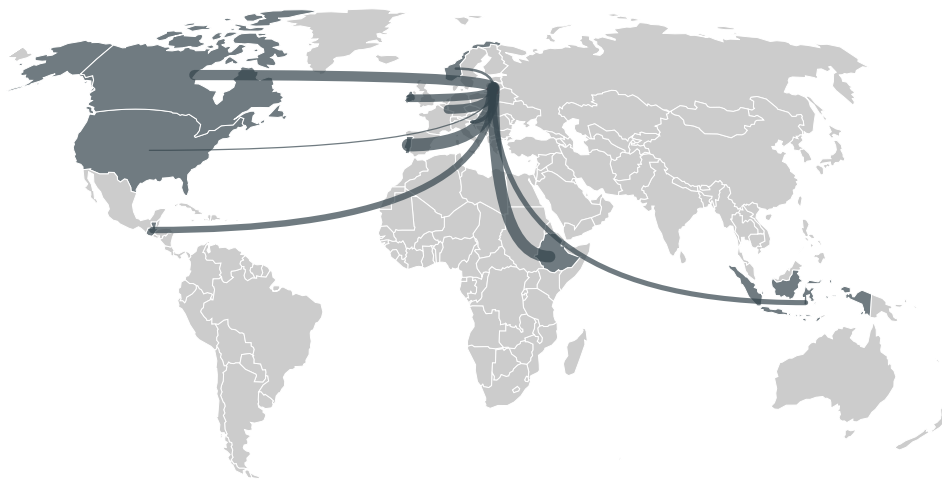
IMPORT TRAJECTORY OF LITHUANIA



TOP EXPORT TRADERS OF COFFEE IN LITHUANIA IN 2014



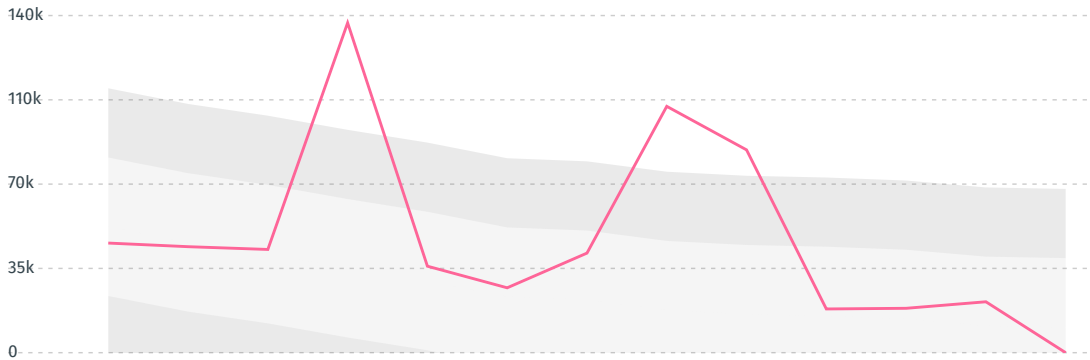
TOP EXPORT COUNTRIES OF COFFEE TO LITHUANIA IN 2014



Country	Percentage
PORTUGAL	26.6%
ETHIOPIA	25.5%
CANADA	24.5%
LUXEMBOURG	14.7%
IRELAND	7.8%
GUATEMALA	0.6%
INDONESIA	< 0.1%
SLOVENIA	< 0.1%
UNITED STATES	< 0.1%
NORWAY	< 0.1%

DEFORESTATION ALERTS IN PERU

There were **0** GLAD alerts reported in the week of the **18th of January 2021**. This was **normal** compared to the same week in previous years.



Caution: GLAD alerts from the last six months are preliminary. Revisions are made as unconfirmed alerts are removed from the data and alert totals are finalized six months after posting. Source: **Global Forest Watch**

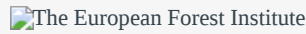

Trase is a partnership between



In collaboration with



Donors



and many other organizations and individuals.



[Terms of Use](#) · [Privacy policy](#) · [Cookie policy](#) · [Contact us](#)