



# trase

## INDIA (importer)

ACTIVITY	COMMODITY	YEAR
<b>Importer</b>	<b>Coffee</b>	<b>2018</b>

POPULATION	GDP	LAND AREA
<b>1,352,617,328</b>	<b>2,713,165,057,513.4</b>	<b>2,973,190</b>

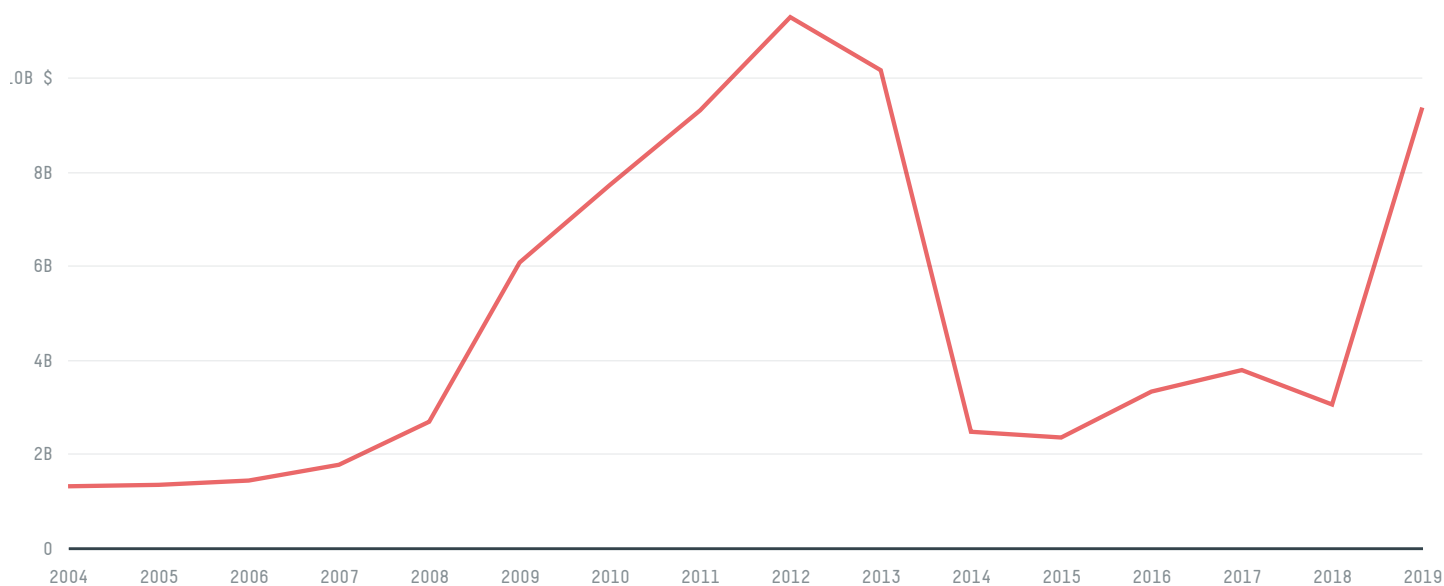
AGRICULTURAL LAND AREA	FORESTED LAND AREA
<b>1,797,210</b>	<b>708,604</b>

INDIA is the world's 7th largest country by land mass, 2nd largest by population size and is the world's 7th largest economy (by GDP). Forests make up 24% of its land mass and agricultural areas, 60%. It's placement in the Human Development Index is 0.647. INDIA is a signatory to NYDF ENDORSER and ADP SIGNATORY.

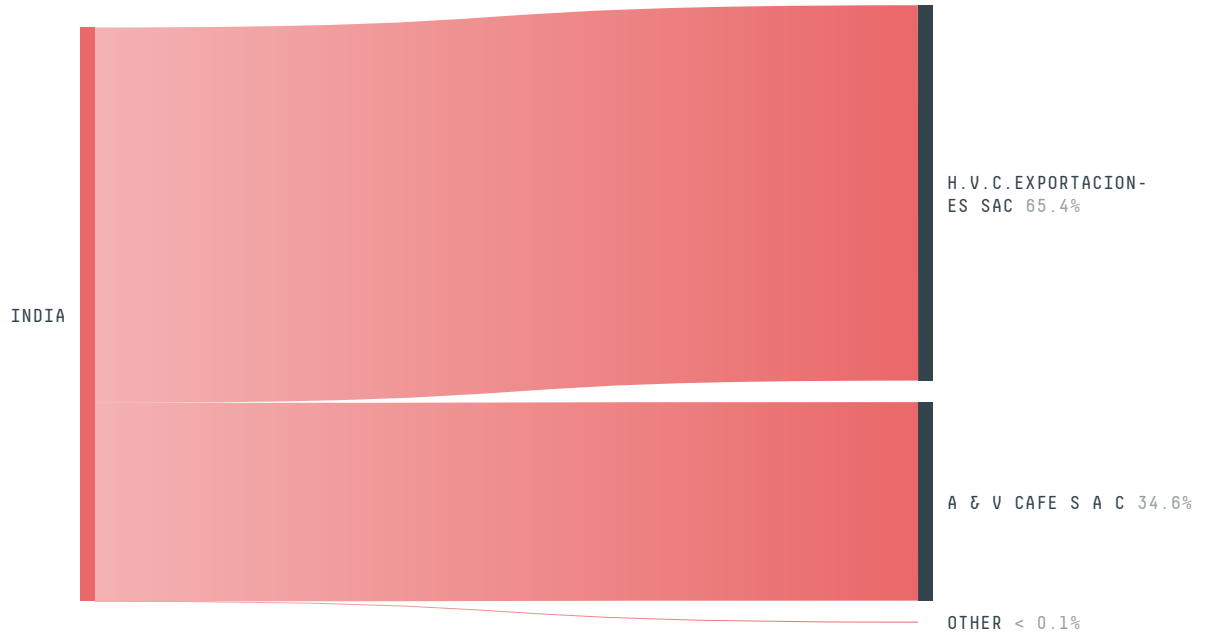
## TOP IMPORTS IN 2018

COMMODITY	WORLD IMPORT RANKING	PRODUCTION	IMPORTS	VALUE
SUGARCANE	3	376,900,000	21,592,959,395.6	847,011,030
WOOD PULP	9	-	1,192,103,285	1,046,736,152
COTTON	7	14,657,000	304,241,704.9	631,696,093
PALM KERNEL	7	-	125,678,337	126,269,613
COFFEE	22	326,982	84,011,057.3	134,569,503
COCOA	18	17,333	73,206,057	190,900,921
CORN	99	27,820,000	34,847,602.1	20,143,945
SOY	24	13,786,000	22,624,341.1	14,665,432
SHRIMP	42	692,300	3,776,151	38,951,491
PORK	91	296,145	424,732	2,160,910
CHICKEN	80	3,590,525	123,289.3	4,044,195
PALM OIL	-	-	-	-

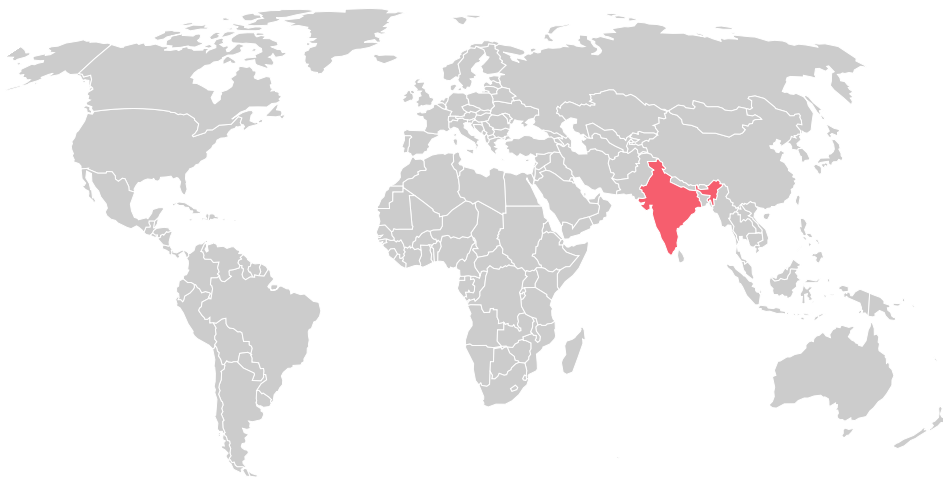
## IMPORT TRAJECTORY OF INDIA



## TOP EXPORT TRADERS OF COFFEE IN INDIA IN 2018



## TOP EXPORT COUNTRIES OF COFFEE TO INDIA IN 2018




Trase is a partnership between

 Stockholm Environment Institute

 Global Canopy Programme

In collaboration with

 vizzuality

 The European Forest Institute

and many other organizations and individuals.

Donors

 The Global Environment Facility

 WWF

 Europe

 Gordon and Betty Moore Foundation

 The Nature Conservancy

 Department for International Development

 Formas

 Norway's International Climate and Forest Initiative (NICFI)

[Terms of Use](#) · [Privacy policy](#) · [Cookie policy](#) · [Contact us](#)