



# trase

## DENMARK (importer)

ACTIVITY	COMMODITY	YEAR
<b>Importer</b>	<b>Coffee</b>	<b>2018</b>

POPULATION	GDP	SURFACE AREA
<b>5,793,636</b>	<b>356,879,499,797.9</b>	<b>42,920</b>

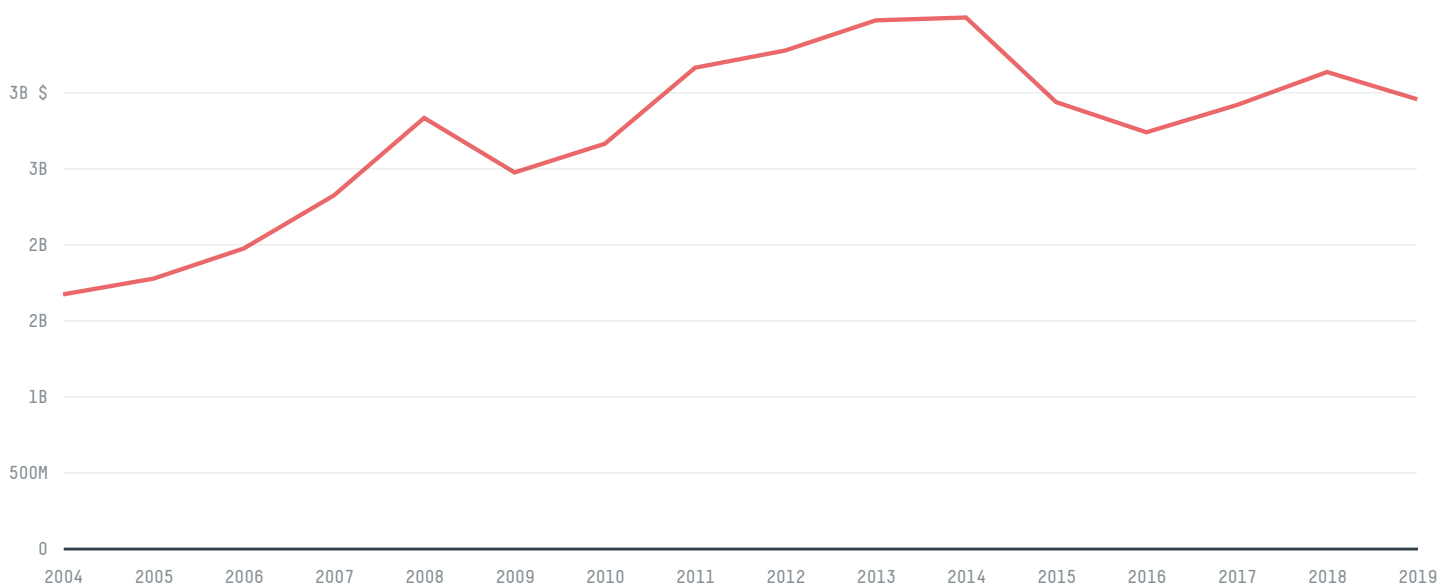
AGRICULTURAL LAND AREA	FORESTED LAND AREA
<b>26,040</b>	<b>6,172.2</b>

DENMARK is the world's 129th largest country by area, 113th largest by population size and is the world's 37th largest economy (by GDP). Forests make up 14% of its area, and agriculture 61%. It's placement in the Human Development Index is 0.93. DENMARK is a signatory to NYDF ENDORSER and ADP SIGNATORY.

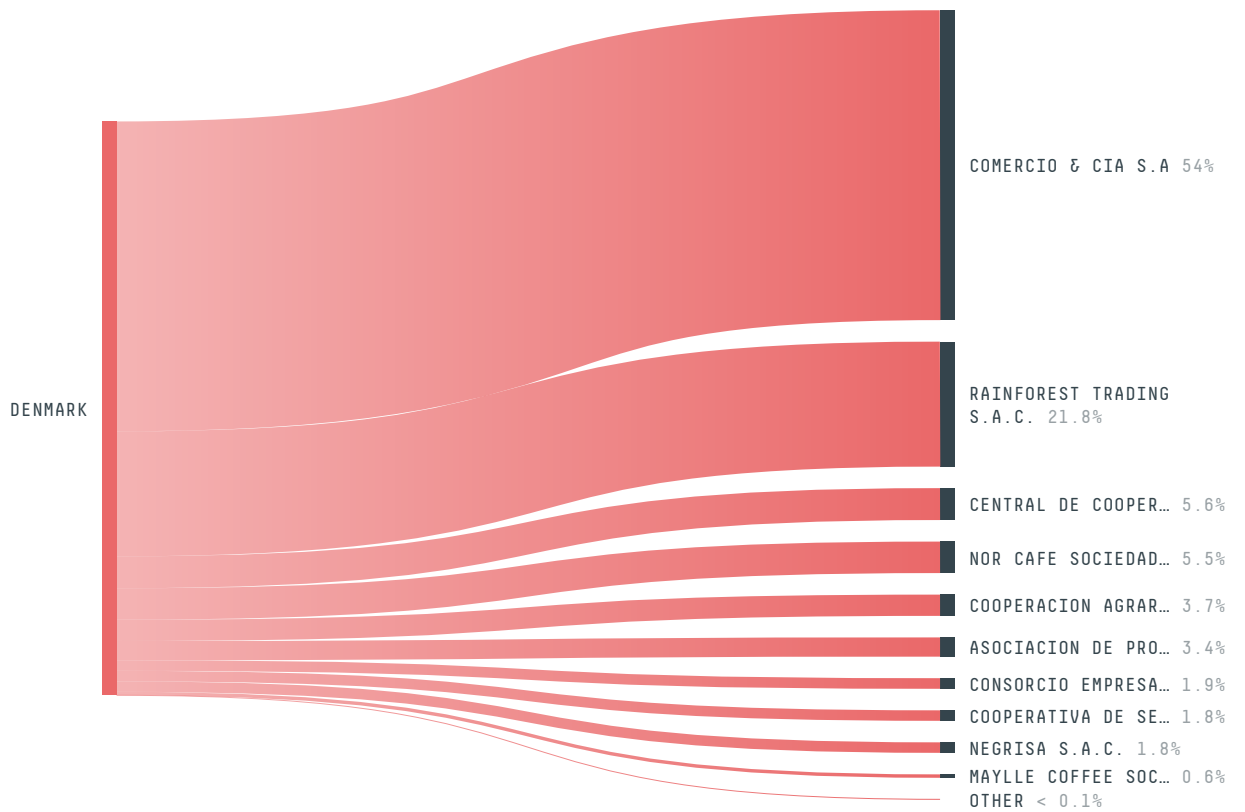
## TOP IMPORTS IN 2018

COMMODITY	WORLD IMPORT RANKING	PRODUCTION	IMPORTS	VALUE
SUGARCANE	47	0	2,312,707,463.8	139,438,168
SOY	26	0	1,859,406,395.5	757,024,186
CORN	39	35,923	458,024,417.9	149,039,628
PALM OIL	35	-	230,273,600	183,406,695
PORK	23	1,583,247	157,051,604.3	420,207,105
BEEF	23	129,379	140,317,063	669,323,066
CHICKEN	35	156,343	109,855,262.7	299,673,405
SHRIMP	9	0	53,132,961	236,846,346
COFFEE	37	0	49,120,898.8	242,347,719
COCOA	50	0	8,027,231	28,236,599

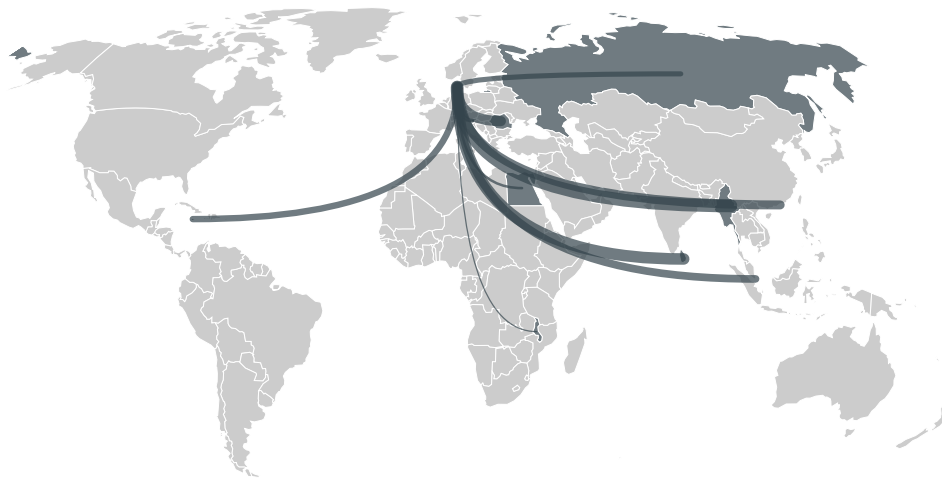
## IMPORT TRAJECTORY OF DENMARK



## TOP EXPORT TRADERS OF COFFEE IN DENMARK IN 2018



## TOP EXPORT COUNTRIES OF COFFEE TO DENMARK IN 2018



MYANMAR 26.2%

SRI LANKA 22.5%

ROMANIA 20.1%

CHINA (HONG KONG)  
9.3%

SINGAPORE 8.9%

JAMAICA 4.8%

RUSSIAN FEDERATION  
4.4%

SLOVENIA 3.2%

EGYPT 0.4%

MALAWI 0.3%

Trase is a partnership between

 Stockholm Environment Institute

 Global Canopy Programme

In collaboration with

 vizzuality

 The European Forest Institute

and many other organizations and individuals.

Donors

 The Global Environment Facility

 WWF

 Europe

 Gordon and Betty Moore Foundation

 The Nature Conservancy

 Department for International Development

 Formas

 Norway's International Climate and Forest Initiative (NICFI)

[Terms of Use](#) · [Privacy policy](#) · [Cookie policy](#) · [Contact us](#)