



trase

CHILE (importer)

| ACTIVITY | COMMODITY | YEAR |
|-----------------|---------------|-------------|
| Importer | Coffee | 2018 |

| POPULATION | GDP | SURFACE AREA |
|-------------------|------------------------|----------------|
| 18,729,160 | 298,258,019,275 | 756,700 |

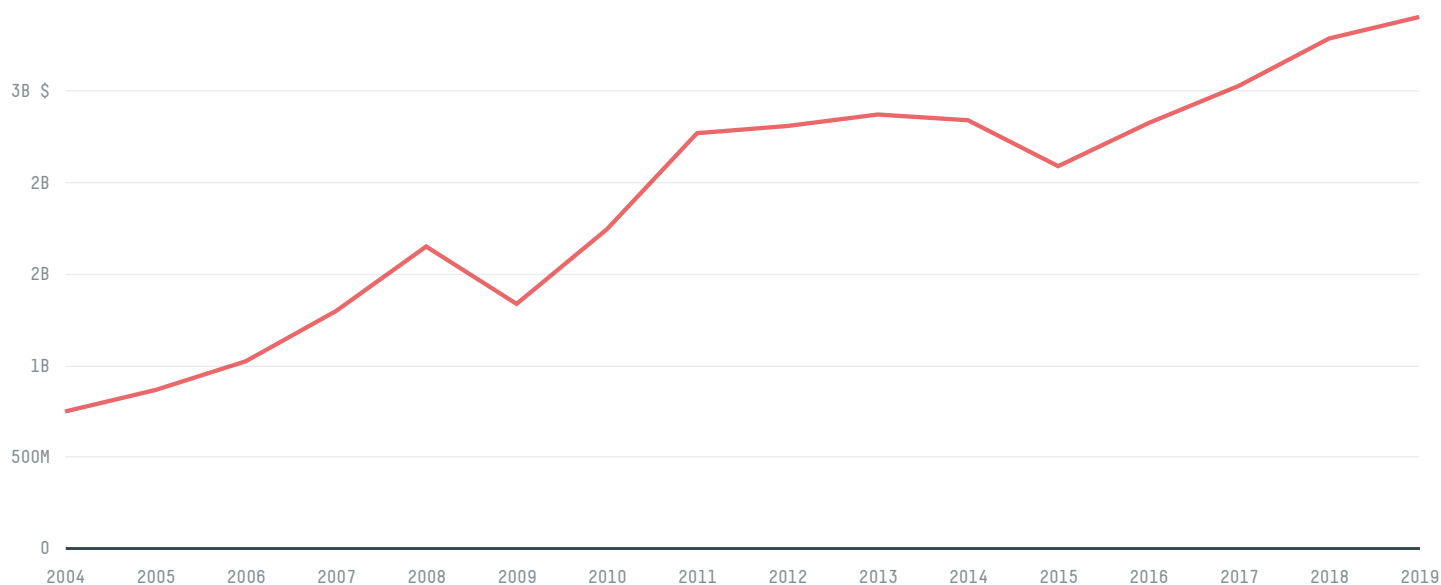
| AGRICULTURAL LAND AREA | FORESTED LAND AREA |
|------------------------|--------------------|
| 157,418 | 180,358 |

CHILE is the world's 36th largest country by area, 61st largest by population size and is the world's 41st largest economy (by GDP). Forests make up 24% of its area, and agriculture 21%. It's placement in the Human Development Index is 0.847. CHILE is a signatory to NYDF ENDORSER and ADP SIGNATORY.

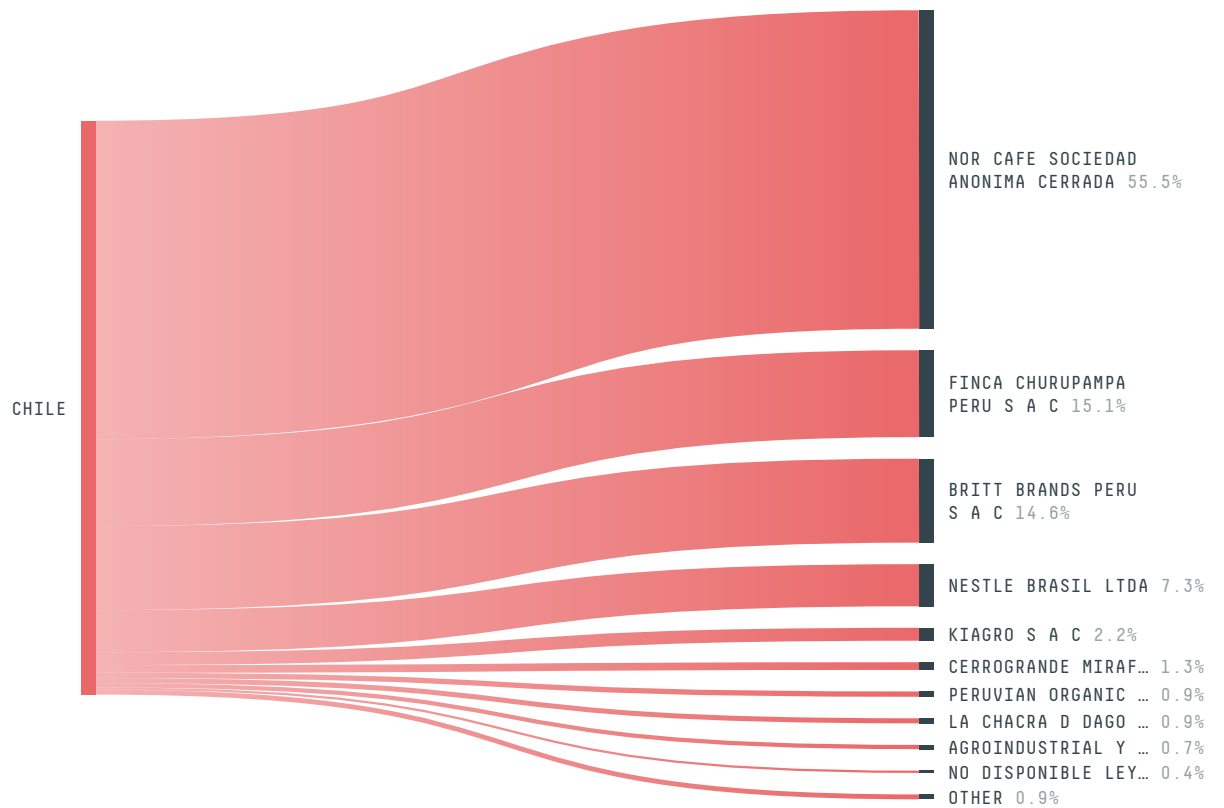
TOP IMPORTS IN 2018

| COMMODITY | WORLD IMPORT RANKING | PRODUCTION | IMPORTS | VALUE |
|-------------|----------------------|------------|-----------------|---------------|
| SUGARCANE | 32 | 0 | 3,703,568,091.4 | 225,122,332 |
| SOY | 31 | 0 | 980,736,444.6 | 408,487,312 |
| BEEF | 14 | 199,314 | 316,017,130.6 | 1,126,048,388 |
| PORK | 22 | 520,858 | 158,398,921.2 | 190,498,423 |
| CHICKEN | 24 | 667,243 | 152,646,149 | 210,081,587 |
| CORN | 86 | 1,110,608 | 51,958,928.7 | 420,355,840 |
| COCOA | 35 | 0 | 17,583,711 | 57,949,804 |
| COFFEE | 75 | 0 | 8,426,546.5 | 89,281,191 |
| PALM OIL | 97 | - | 6,412,076 | 22,514,615 |
| SHRIMP | 36 | 0 | 4,847,886 | 32,226,847 |
| COTTON | 53 | 0 | 4,785,328.2 | 1,330,507 |
| PALM KERNEL | 44 | - | 2,298,117 | 2,972,039 |
| WOOD PULP | 67 | - | 569,519 | 777,913 |

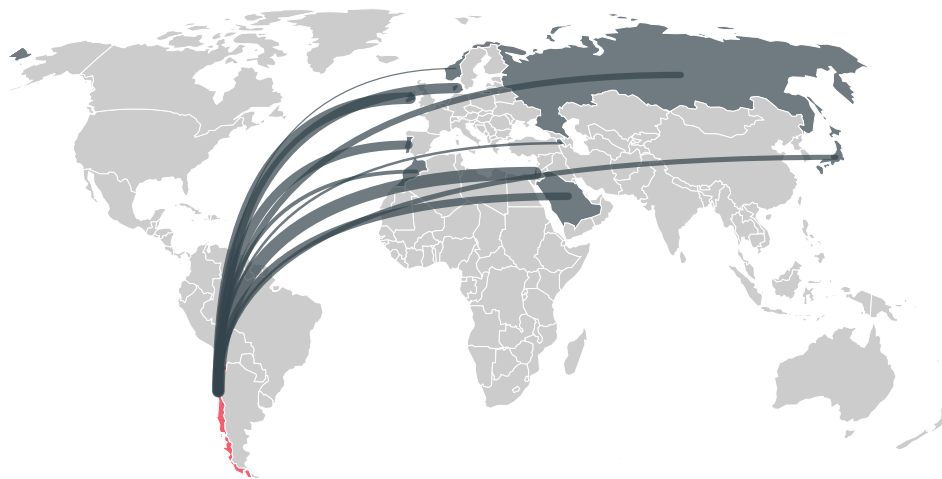
IMPORT TRAJECTORY OF CHILE



TOP EXPORT TRADERS OF COFFEE IN CHILE IN 2018



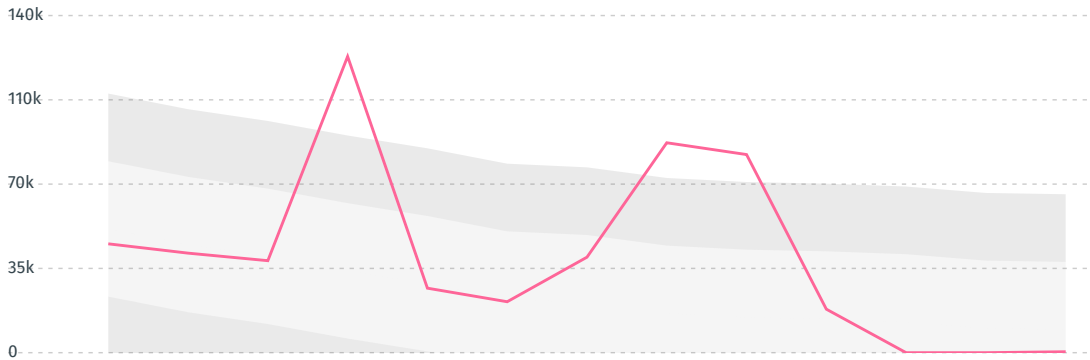
TOP EXPORT COUNTRIES OF COFFEE TO CHILE IN 2018



| Country | Percentage |
|--------------------|------------|
| ISRAEL | 48.1% |
| IRELAND | 14.6% |
| DENMARK | 13.1% |
| PORTUGAL | 11.1% |
| SAUDI ARABIA | 5.8% |
| NORWAY | 1.5% |
| ARMENIA | 1.5% |
| MOROCCO | 1.5% |
| JAPAN | 1.5% |
| RUSSIAN FEDERATION | 1.5% |

DEFORESTATION ALERTS IN PERU

There were **396** GLAD alerts reported in the week of the **18th of January 2021**. This was **normal** compared to the same week in previous years.



Caution: GLAD alerts from the last six months are preliminary. Revisions are made as unconfirmed alerts are removed from the data and alert totals are finalized six months after posting. Source: **Global Forest Watch**

Trase is a partnership between



In collaboration with



and many other organizations and individuals.

Donors



[Terms of Use](#) · [Privacy policy](#) · [Cookie policy](#) · [Contact us](#)