



trase

CAMEROON (importer)

ACTIVITY COMMODITY YEAR
Importer **Soy** **2014**

POPULATION GDP SURFACE AREA
22,681,858 **34,989,493,826.2** **475,440**

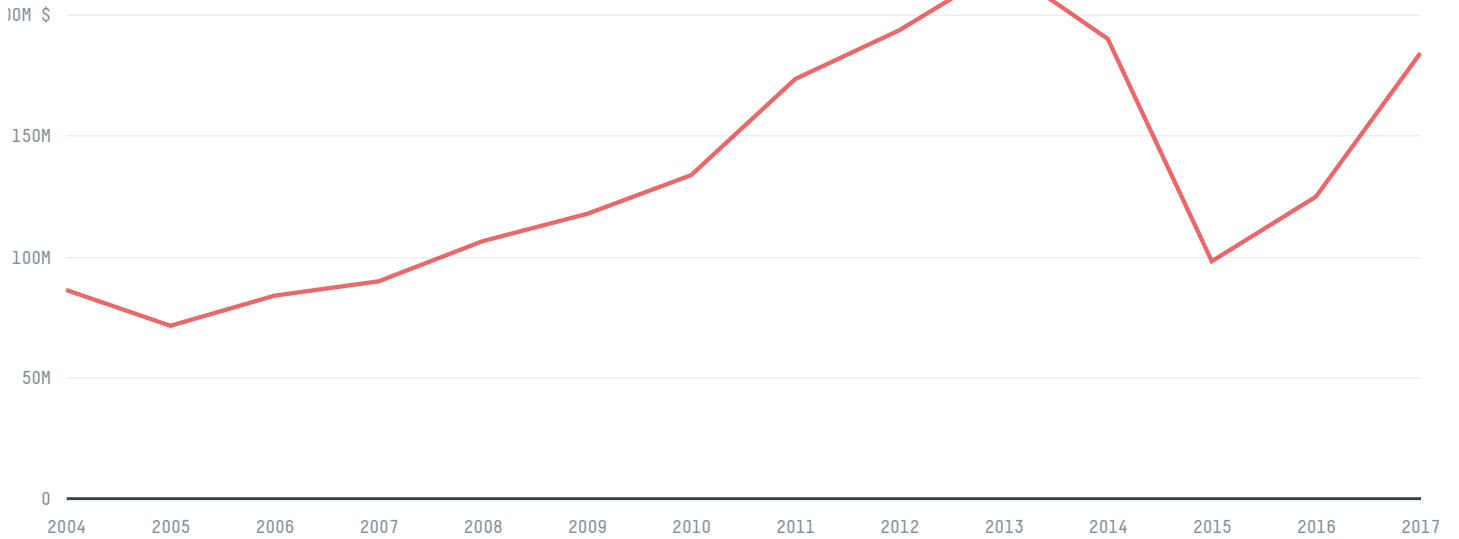
AGRICULTURAL LAND AREA FORESTED LAND AREA
97,500 **190,360**

CAMEROON is the world's 52nd largest country by area, 54th largest by population size and is the world's 98th largest economy (by GDP). Forests make up 40% of its area, and agriculture 21%. It's placement in the Human Development Index is 0.54. CAMEROON is a signatory to NYDF ENDORSER and ADP SIGNATORY.

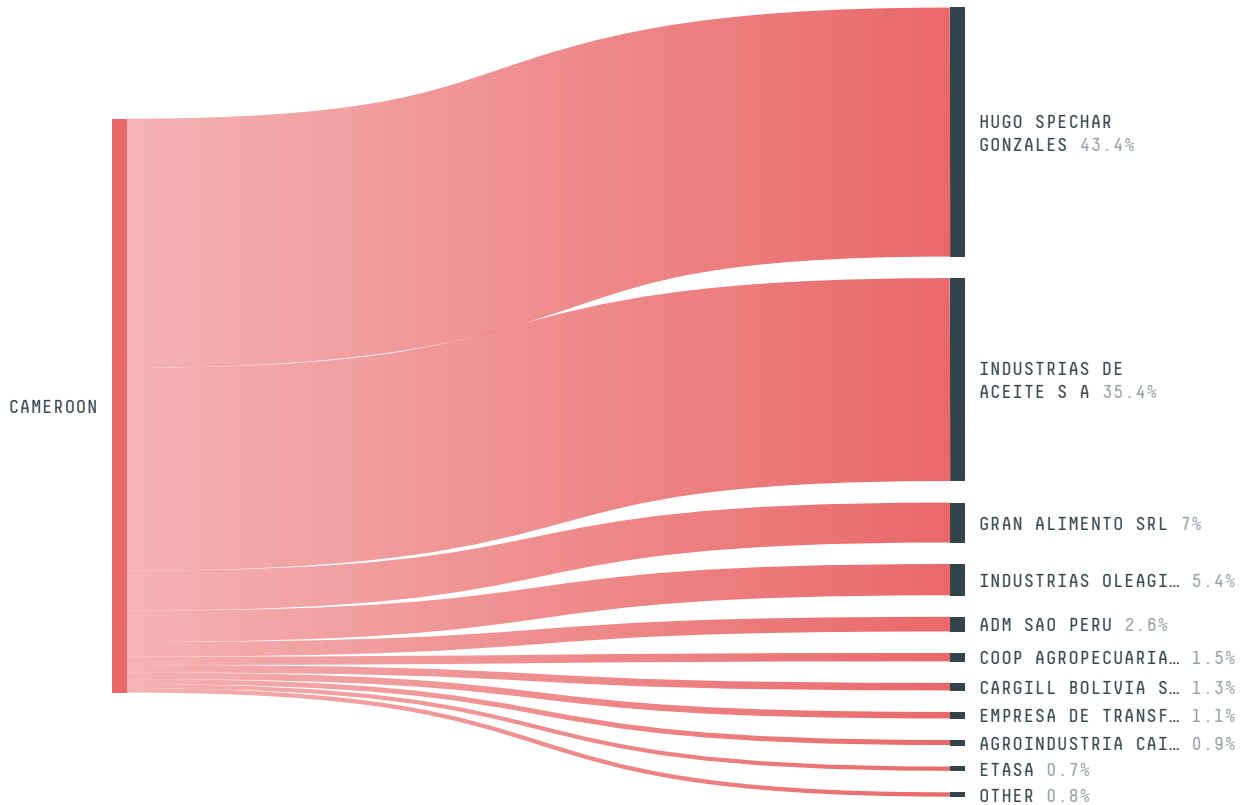
TOP IMPORTS IN 2014

COMMODITY	WORLD IMPORT RANKING	PRODUCTION	IMPORTS	VALUE
SUGARCANE	79	1,262,044	806,338,500.8	52,065,902
PALM OIL	47	-	74,306,221.2	71,020,568
CORN	87	1,959,262	56,805,808	25,997,975
SOY	85	12,975	45,635,185	25,115,817
PORK	89	30,422	2,174,307.7	4,867,595
BEEF	122	97,380	1,691,957.9	1,312,490
COFFEE	120	38,055	693,904.3	3,627,939
CHICKEN	152	75,069	253,851	1,074,788

IMPORT TRAJECTORY OF CAMEROON

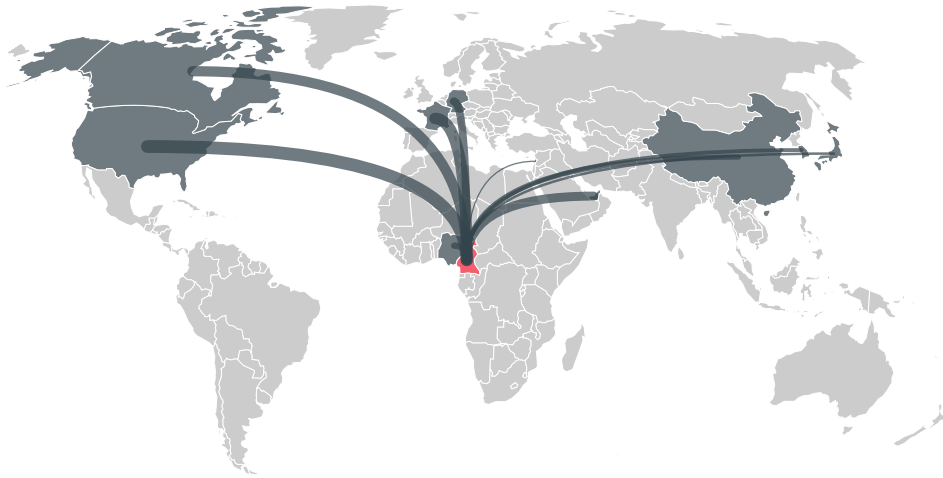


TOP EXPORT TRADERS OF SOY IN CAMEROON IN 2014



TOP EXPORT COUNTRIES OF SOY TO CAMEROON IN 2014

UNITED STATES	83.7%
FRANCE	13.3%
CANADA	0.9%
UNITED ARAB EMIRATES	0.7%
GERMANY	0.4%
NIGERIA	0.4%
CHINA (MAINLAND)	0.3%
SOUTH KOREA	0.2%
JAPAN	0.1%
LEBANON	< 0.1%



Widget Not Found


You may have mistyped the address or the page may have moved.

Trase is a partnership between

In collaboration with

Donors

 Stockholm Environment Institute

 vizzuality

 The Global Environment Facility

 WWF

 Europe

This website uses cookies to provide you with an improved user experience. By continuing to browse this site, you consent to the use of cookies and similar technologies. Please visit our [privacy policy](#) for further details.

I AGREE

and many other organizations and individuals.

 Department for International Development

 Formas

 Norway's International Climate and Forest Initiative (NICFI)

[Terms of Use](#) · [Privacy policy](#) · [Cookie policy](#) · [Contact us](#)