



# trase

## BOLIVIA (importer)

ACTIVITY	COMMODITY	YEAR
<b>Importer</b>	<b>Coffee</b>	<b>2016</b>

POPULATION	GDP	SURFACE AREA
<b>11,031,813</b>	<b>33,941,126,200.1</b>	<b>1,098,580</b>

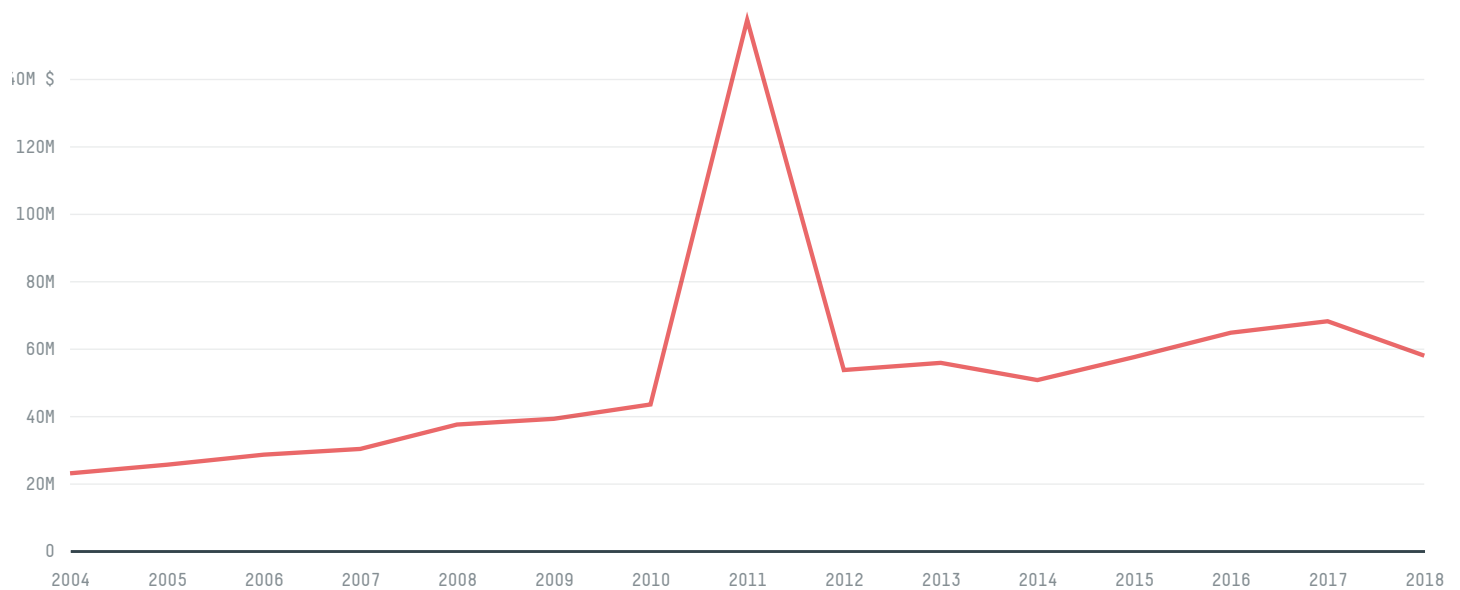
AGRICULTURAL LAND AREA	FORESTED LAND AREA
<b>376,850</b>	<b>544,750</b>

BOLIVIA is the world's 26th largest country by area, 79th largest by population size and is the world's 95th largest economy (by GDP). Forests make up 50% of its area, and agriculture 34%. It's placement in the Human Development Index is 0.692. BOLIVIA is a signatory to NYDF ENDORSER and ADP SIGNATORY.


## TOP IMPORTS IN 2016

COMMODITY	WORLD IMPORT RANKING	PRODUCTION	IMPORTS	VALUE
CORN	71	984,628	113,035,465	24,808,738
SOY	112	3,203,992	7,838,807.7	4,919,809
PALM OIL	110	-	2,833,071.6	3,306,727
SUGARCANE	161	7,374,751	2,019,189.9	157,964
CHICKEN	125	465,680	1,937,079.2	5,974,157
COFFEE	106	21,427	1,740,150.3	12,943,077
COCOA	73	6,143	1,660,592	5,254,244
BEEF	119	252,000	1,579,296.9	4,964,471
COTTON	93	117,000	459,223	649,932
PALM KERNEL	75	-	288,483	437,844
PORK	121	100,000	212,917.7	1,006,568
SHRIMP	105	0	28,577	169,912
WOOD PULP	99	-	23,460	14,194

## IMPORT TRAJECTORY OF BOLIVIA



## TOP EXPORT TRADERS OF COFFEE IN BOLIVIA IN 2016

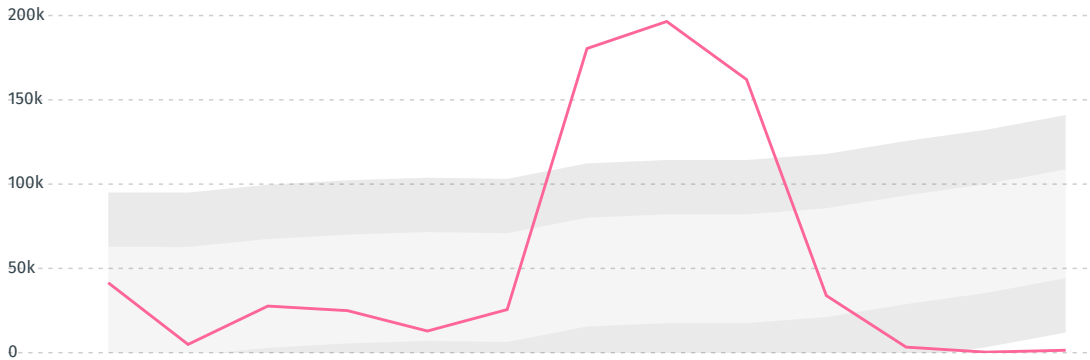


## TOP EXPORT COUNTRIES OF COFFEE TO BOLIVIA IN 2016



DEFORESTATION ALERTS IN COLOMBIA

There were **1,446** GLAD alerts reported in the week of the **18th of January 2021**. This was **unusually low** compared to the same week in previous years.



Caution: GLAD alerts from the last six months are preliminary. Revisions are made as unconfirmed alerts are removed from the data and alert totals are finalized six months after posting. Source: **Global Forest Watch**

Trase is a partnership between



In collaboration with



and many other organizations and individuals.

Donors



[Terms of Use](#) · [Privacy policy](#) · [Cookie policy](#) · [Contact us](#)