



trase

BERMUDA (importer)

ACTIVITY COMMODITY YEAR
Importer **Coffee** **2013**

POPULATION GDP LAND AREA AGRICULTURAL LAND AREA
65,001 **6,465,756,000** **54** **3**

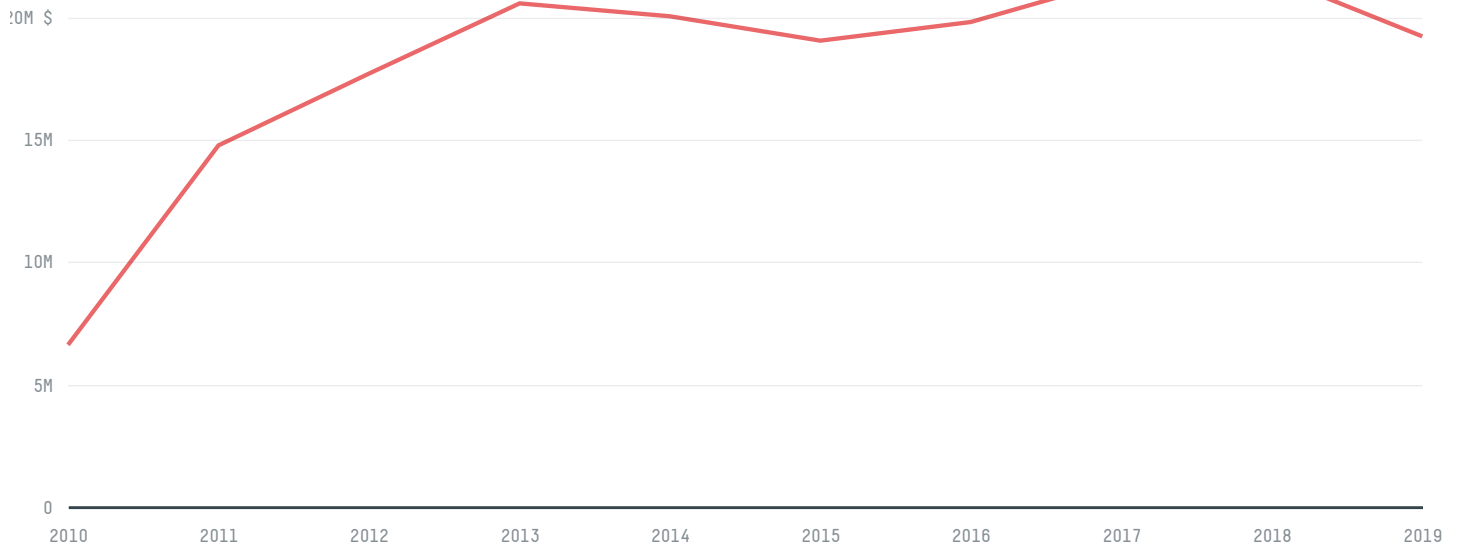
FORESTED LAND AREA
10

BERMUDA is the world's 207th largest country by land mass, 196th largest by population size and is the world's 152nd largest economy (by GDP). Forests make up 19% of its land mass and agricultural areas, 6%. It's placement in the Human Development Index is 0.0. BERMUDA is a signatory to NYDF ENDORSER and ADP SIGNATORY.


TOP IMPORTS IN 2013

COMMODITY	WORLD IMPORT RANKING	PRODUCTION	IMPORTS	VALUE
BEEF	117	30	2,021,894.7	11,731,575
COFFEE	126	0	557,571.5	3,270,780
PORK	79	72	481,416.2	2,108,754
CHICKEN	150	120	23.9	905

IMPORT TRAJECTORY OF BERMUDA



TOP EXPORT TRADERS OF COFFEE IN BERMUDA IN 2013



TOP EXPORT COUNTRIES OF COFFEE TO BERMUDA IN 2013

COSTA RICA 32.1%

GERMANY 22.7%

KENYA 16.7%

BELGIUM 9.8%

GUATEMALA 9.1%

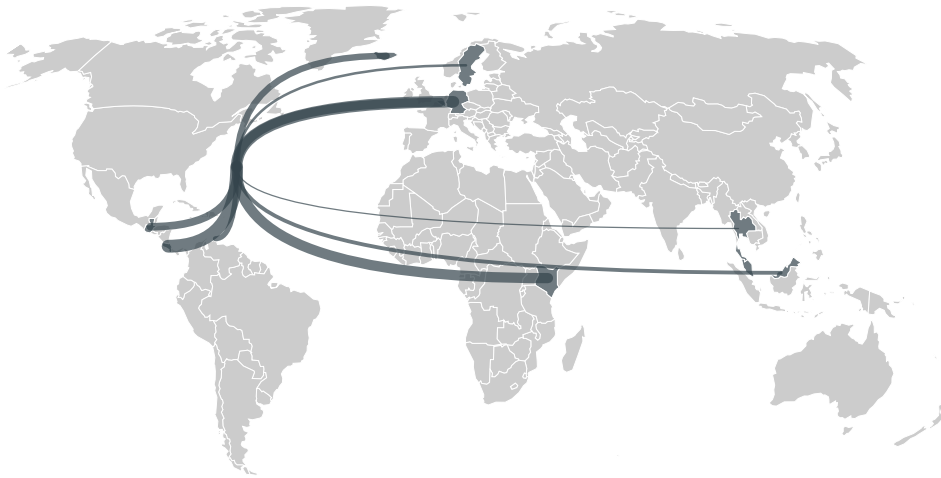
ICELAND 4.5%

CURACAO 3%

MALAYSIA 1.2%

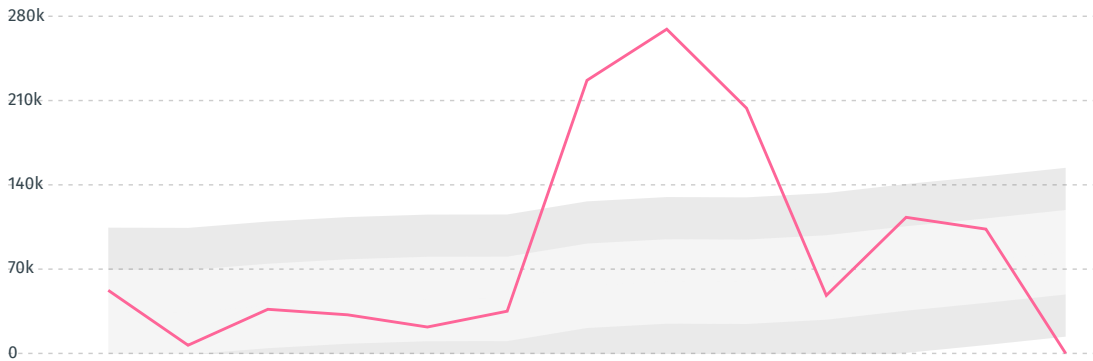
SWEDEN 0.8%

THAILAND < 0.1%



DEFORESTATION ALERTS IN COLOMBIA

There were **0** GLAD alerts reported in the week of the **18th of January 2021**. This was **unusually low** compared to the same week in previous years.



Caution: GLAD alerts from the last six months are preliminary. Revisions are made as unconfirmed alerts are removed from the data and alert totals are finalized six months after posting. Source: **Global Forest Watch**

Trase is a partnership between

Stockholm Environment Institute

In collaboration with

vizzuality

Donors

The Global Environment Facility

WWF

Europe

This website uses cookies to provide you with an improved user experience. By continuing to browse this site, you consent to the use of cookies and similar technologies. Please visit our [privacy policy](#) for further details.

I AGREE