



trase

PORTUGAL (importer)

ACTIVITY	COMMODITY	YEAR
Importer	Coffee	2016

POPULATION	GDP	SURFACE AREA
10,325,452	206,286,022,781.9	92,225.6

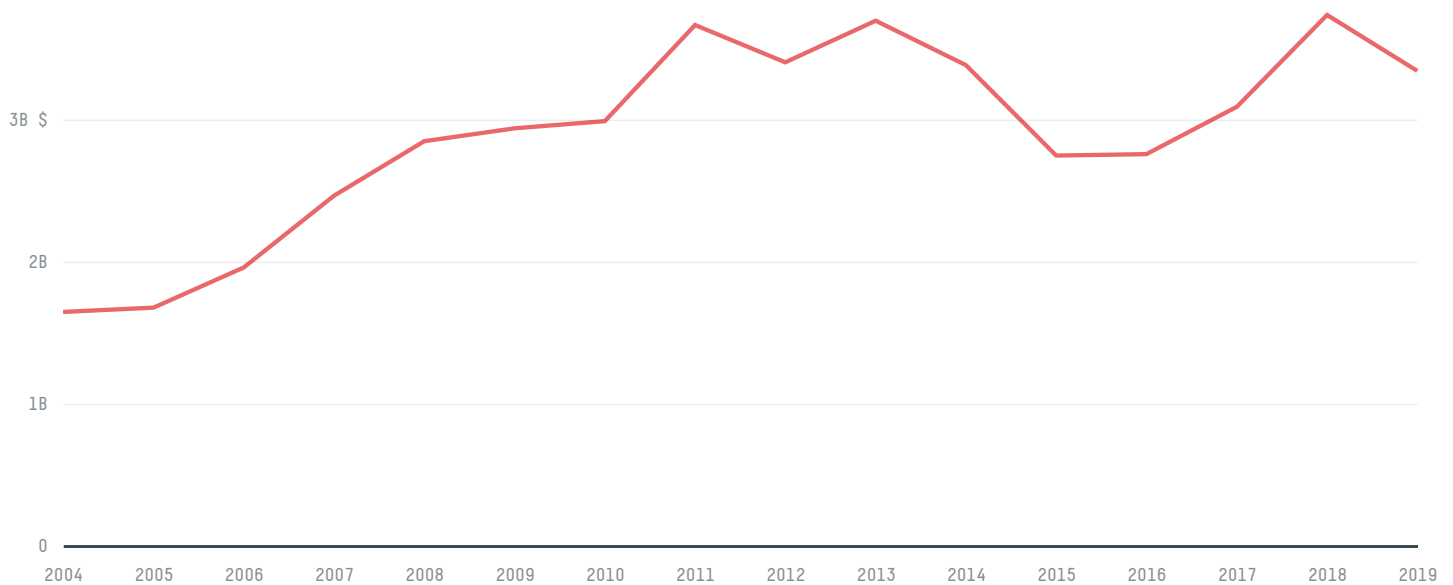
AGRICULTURAL LAND AREA	FORESTED LAND AREA
36,141.1	31,706

PORTUGAL is the world's 108th largest country by area, 87th largest by population size and is the world's 45th largest economy (by GDP). Forests make up 34% of its area, and agriculture 39%. It's placement in the Human Development Index is 0.846. PORTUGAL is a signatory to NYDF ENDORSER and ADP SIGNATORY.

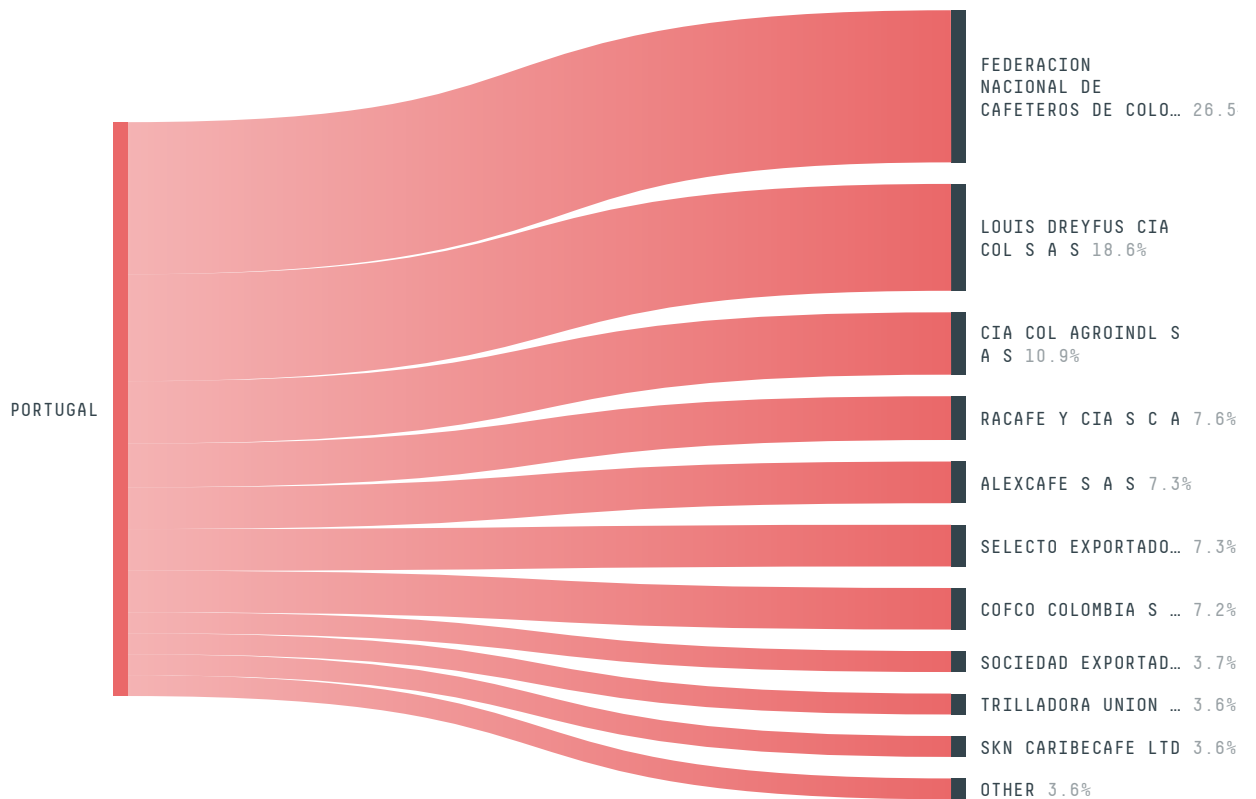
TOP IMPORTS IN 2016

COMMODITY	WORLD IMPORT RANKING	PRODUCTION	IMPORTS	VALUE
SUGARCANE	33	5,455	3,879,679,194.2	240,817,351
CORN	18	710,634	1,990,636,646.4	400,626,094
SOY	32	0	999,637,953.1	393,947,371
BEEF	24	90,704	142,213,297.1	548,421,932
PORK	26	399,674	123,433,230.1	482,759,898
COFFEE	29	0	67,969,620.8	269,110,889
CHICKEN	50	301,572	56,155,935.6	111,569,773
PALM OIL	69	-	38,787,011.7	31,834,758
COTTON	25	0	33,457,837.1	50,497,350
SHRIMP	18	17.9	24,879,677	208,946,866
WOOD PULP	53	-	6,322,487	4,019,979
COCOA	60	0	4,574,750	16,021,423
PALM KERNEL	42	-	2,187,254	2,547,108

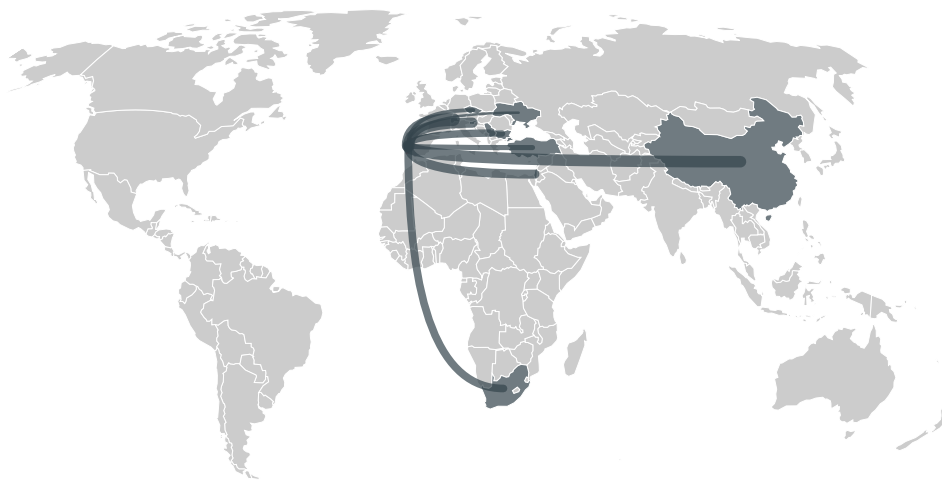
IMPORT TRAJECTORY OF PORTUGAL



TOP EXPORT TRADERS OF COFFEE IN PORTUGAL IN 2016



TOP EXPORT COUNTRIES OF COFFEE TO PORTUGAL IN 2016



SWITZERLAND 49.7%

CHINA (MAINLAND)
36.5%

SLOVENIA 5.8%

ISRAEL 5.5%

SOUTH AFRICA 0.8%

TURKEY 0.5%

BULGARIA 0.5%


CZECH REPUBLIC 0.4%

SERBIA 0.1%


UKRAINE 0.1%


Trase is a partnership between

 Stockholm Environment Institute

 Global Canopy Programme

In collaboration with

 vizzuality

 The European Forest Institute

and many other organizations and individuals.

Donors

 The Global Environment Facility

 WWF

 Europe

 Gordon and Betty Moore Foundation

 The Nature Conservancy

 Department for International Development

 Formas

 Norway's International Climate and Forest Initiative (NICFI)

[Terms of Use](#) · [Privacy policy](#) · [Cookie policy](#) · [Contact us](#)