



trase

NETHERLANDS (importer)

ACTIVITY	COMMODITY	YEAR
Importer	Coffee	2016

POPULATION	GDP	LAND AREA
17,030,314	783,528,181,704.6	33,690

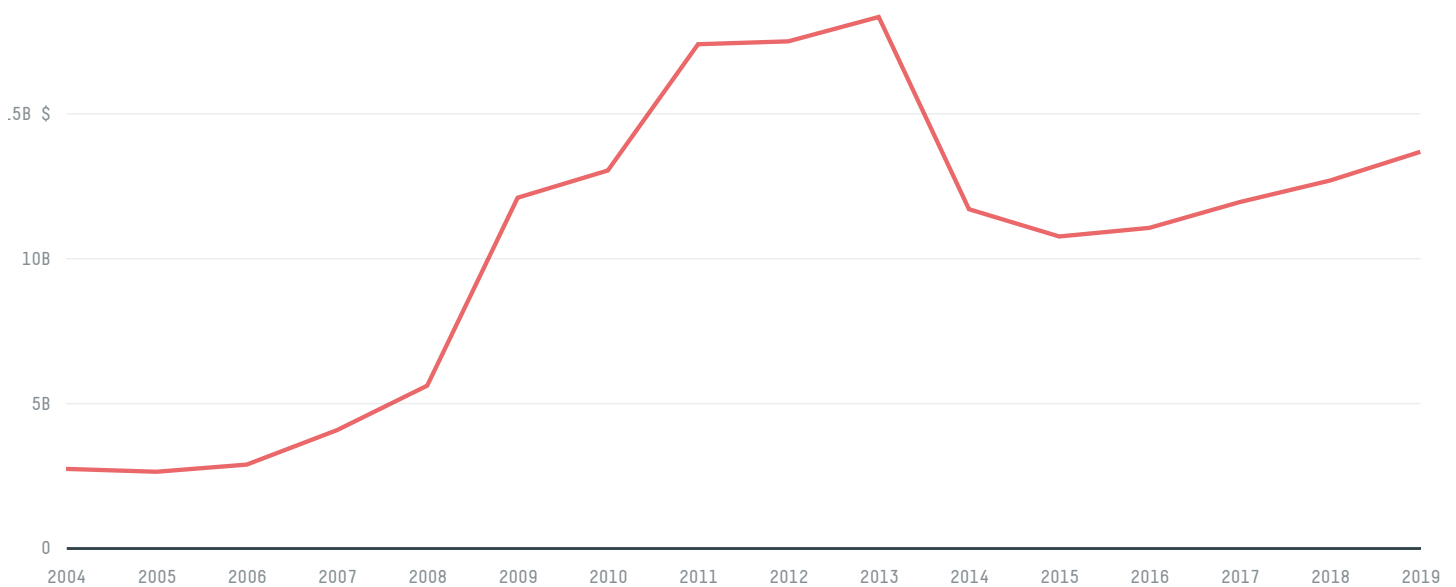
AGRICULTURAL LAND AREA	FORESTED LAND AREA
17,960	3,766

NETHERLANDS is the world's 132nd largest country by land mass, 65th largest by population size and is the world's 18th largest economy (by GDP). Forests make up 11% of its land mass and agricultural areas, 53%. It's placement in the Human Development Index is 0.929. NETHERLANDS is a signatory to NYDF ENDORSER and ADP SIGNATORY.

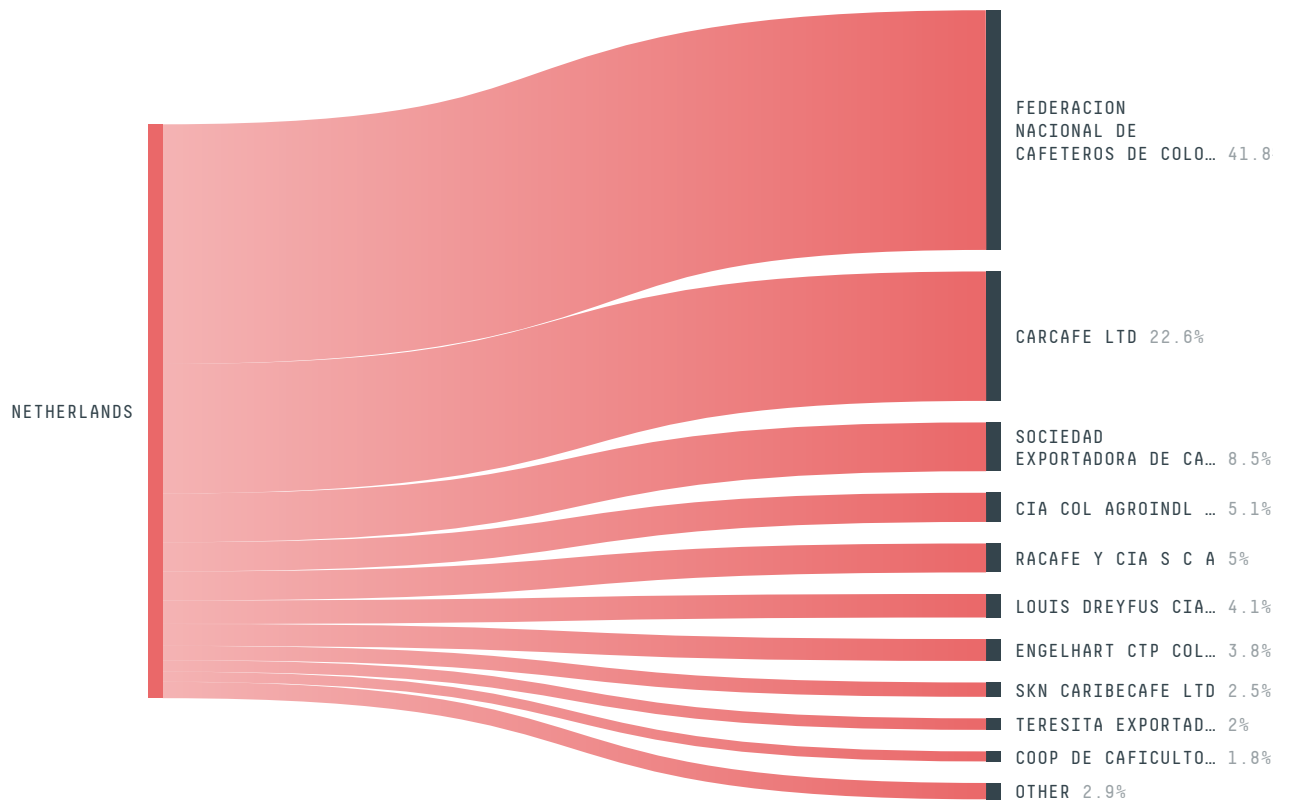
TOP IMPORTS IN 2016

COMMODITY	WORLD IMPORT RANKING	PRODUCTION	IMPORTS	VALUE
CORN	7	84,641	4,599,115,620.5	1,011,631,774
SUGARCANE	25	0	4,230,851,993.1	285,297,044
WOOD PULP	9	-	1,205,381,639	679,240,091
COCOA	1	0	1,025,053,464	3,468,958,387
BEEF	7	416,060	553,931,334.8	2,446,629,999
CHICKEN	21	1,036,300	354,545,117.9	754,643,233
PORK	9	1,452,840	280,294,104.4	781,551,568
COFFEE	9	0	265,262,804	1,023,198,478
PALM KERNEL	5	-	204,064,253	230,780,913
SHRIMP	12	0	37,681,012	323,928,296
SOY	14	0	32,324,635.6	23,692,610
COTTON	103	0	192,436.3	1,202,487
PALM OIL	-	-	-	-

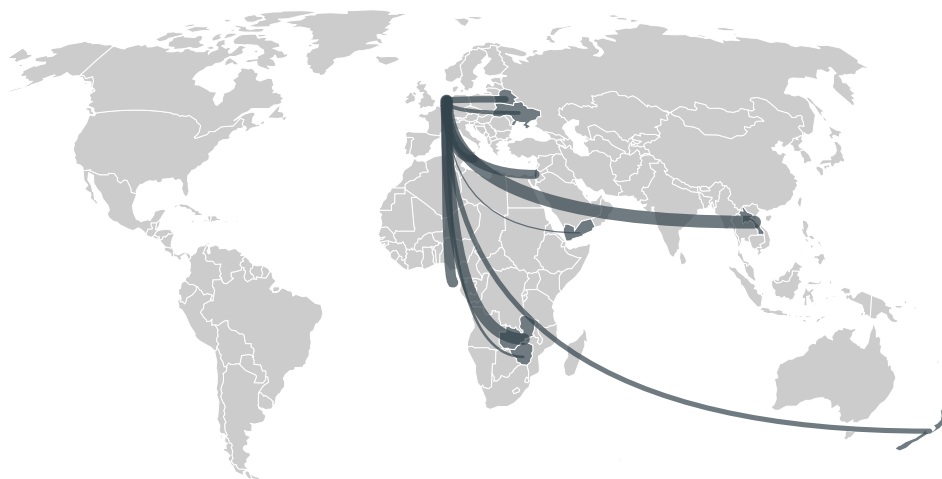
IMPORT TRAJECTORY OF NETHERLANDS



TOP EXPORT TRADERS OF COFFEE IN NETHERLANDS IN 2016



TOP EXPORT COUNTRIES OF COFFEE TO NETHERLANDS IN 2016



LAO PEOPLE'S
DEMOCRATIC REPUBLIC
28.6%

ZAMBIA 19%

SAO TOME AND PRINCIPE
15.2%

ISRAEL 13.4%

MALTA 10.4%

BELARUS 5.1%

UKRAINE 3.6%

NEW ZEALAND 3.6%

YEMEN 0.6%

ZIMBABWE 0.6%


Trase is a partnership between

 Stockholm Environment Institute

 Global Canopy Programme

In collaboration with

 vizzuality

 The European Forest Institute

and many other organizations and individuals.

Donors

 The Global Environment Facility

 WWF

 Europe

 Gordon and Betty Moore Foundation

 The Nature Conservancy

 Department for International Development

 Formas

 Norway's International Climate and Forest Initiative (NICFI)

[Terms of Use](#) · [Privacy policy](#) · [Cookie policy](#) · [Contact us](#)