



trase

## MOROCCO (importer)

ACTIVITY	COMMODITY	YEAR
<b>Importer</b>	<b>Coffee</b>	<b>2016</b>

POPULATION	GDP	LAND AREA
<b>35,126,296</b>	<b>103,311,649,248</b>	<b>446,300</b>

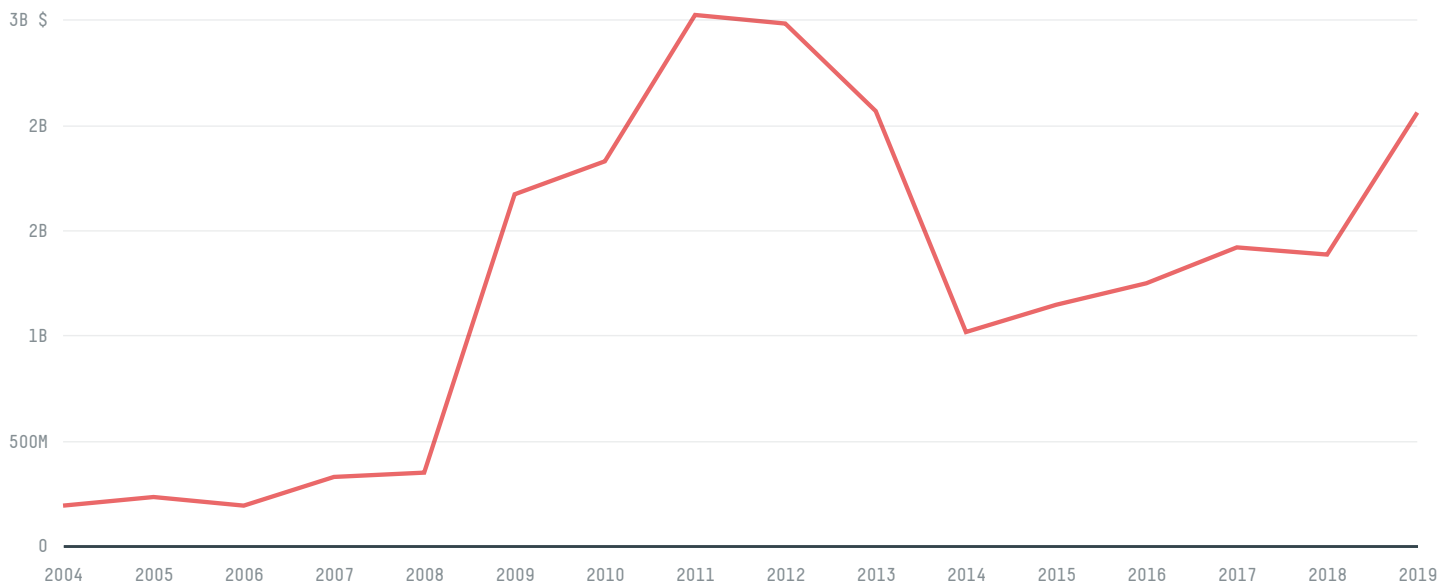
AGRICULTURAL LAND AREA	FORESTED LAND AREA
<b>305,915</b>	<b>56,240</b>

MOROCCO is the world's 53rd largest country by land mass, 40th largest by population size and is the world's 59th largest economy (by GDP). Forests make up 13% of its land mass and agricultural areas, 69%. It's placement in the Human Development Index is 0.669. MOROCCO is a signatory to NYDF ENDORSER and ADP SIGNATORY.

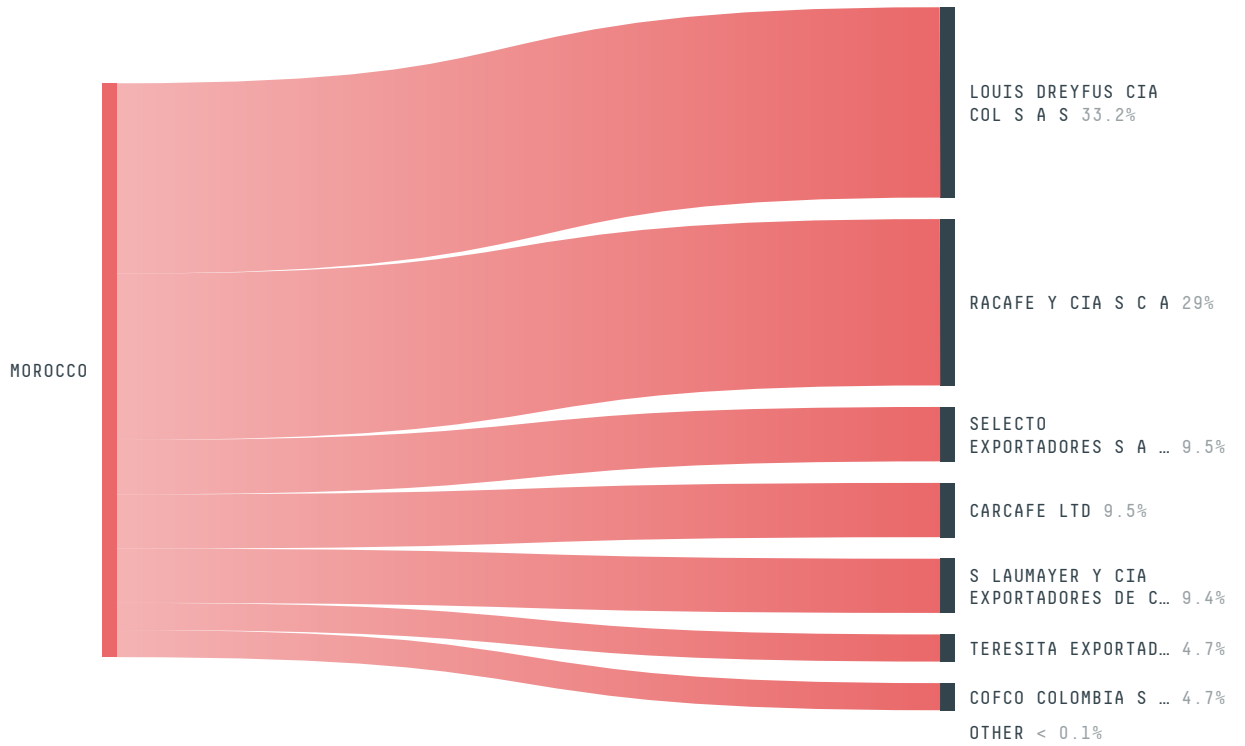
## TOP IMPORTS IN 2016

COMMODITY	WORLD IMPORT RANKING	PRODUCTION	IMPORTS	VALUE
SUGARCANE	14	426,503	8,085,308,264.4	473,245,679
CORN	17	128,763	2,052,119,563.1	419,129,745
WOOD PULP	48	-	53,997,084	37,249,600
COFFEE	37	0	39,404,970.3	93,419,761
BEEF	57	257,799	23,893,386.3	122,522,975
SHRIMP	20	0	15,710,708	43,291,673
COTTON	37	215	10,931,067.4	15,835,983
COCOA	55	0	6,413,418	18,852,847
PALM KERNEL	38	-	3,156,915	3,826,125
SOY	135	1,000	77,912.7	105,394
PORK	134	635	34,046.3	147,019
PALM OIL	-	-	-	-
CHICKEN	1	610,000	-	18,047,979

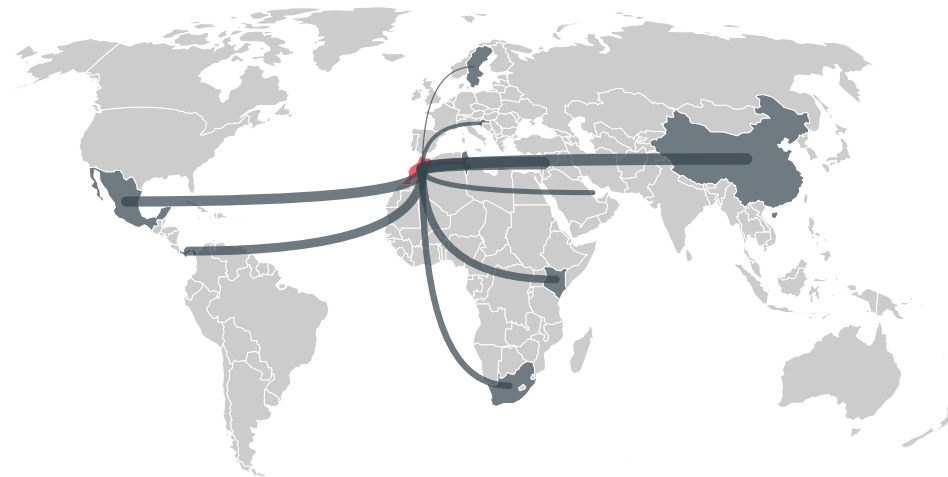
## IMPORT TRAJECTORY OF MOROCCO



## TOP EXPORT TRADERS OF COFFEE IN MOROCCO IN 2016



## TOP EXPORT COUNTRIES OF COFFEE TO MOROCCO IN 2016



LEBANON 60.6%

CHINA (MAINLAND)  
15.5%

MEXICO 7%

KENYA 6.1%

PANAMA 6.1%

SOUTH AFRICA 4.5%

CROATIA 0.1%

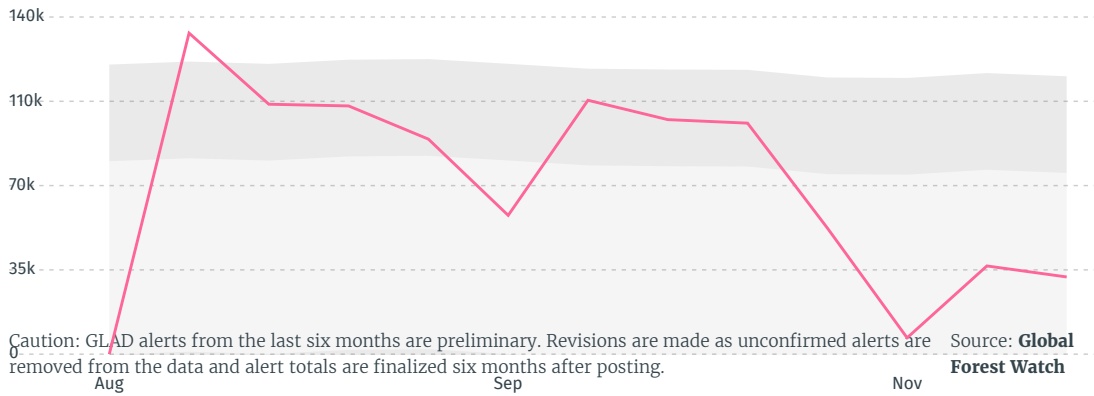
QATAR 0.1%

SWEDEN < 0.1%


TUNISIA < 0.1%

DEFORESTATION ALERTS IN COLOMBIA

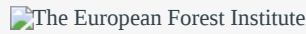
There were **32,058** GLAD alerts reported in the week of the **16th of November 2020**. This was **normal** compared to the same week in previous years.



Trase is a partnership between



In collaboration with



and many other organizations and individuals.

Donors



[Terms of Use](#) · [Privacy policy](#) · [Cookie policy](#) · [Contact us](#)