



trase

LITHUANIA (importer)

ACTIVITY	COMMODITY	YEAR
Importer	Coffee	2013

POPULATION	GDP	SURFACE AREA
2,957,689	46,514,471,181.9	65,300

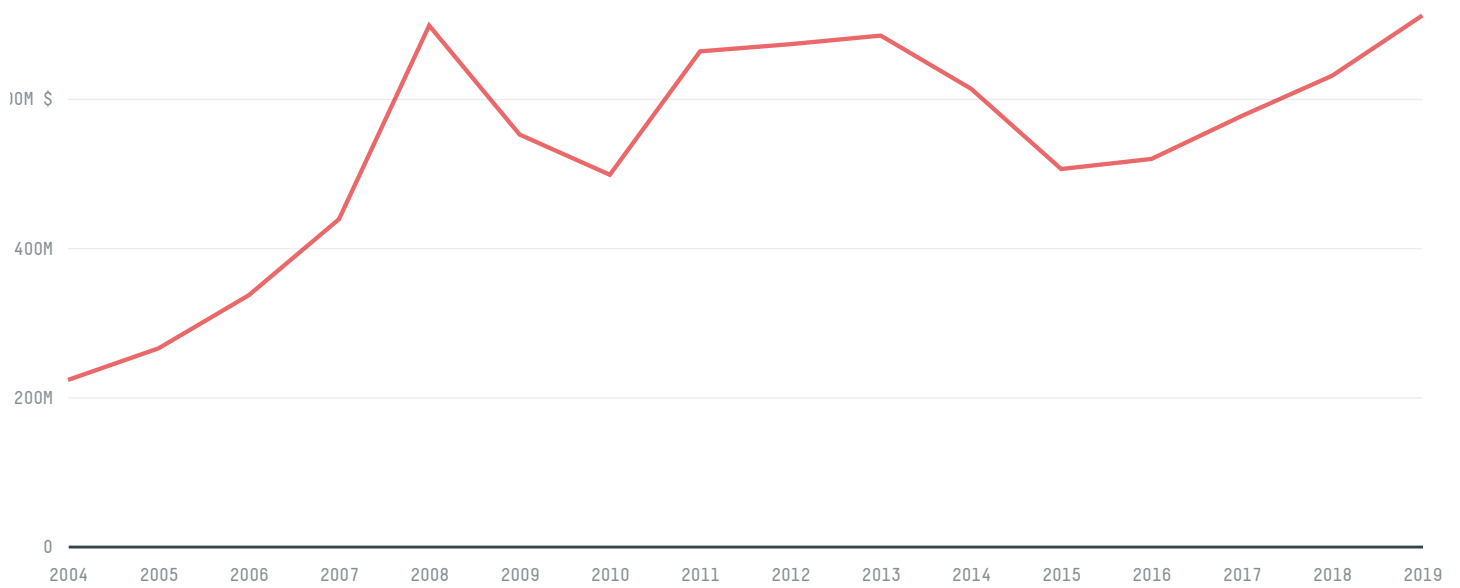
AGRICULTURAL LAND AREA	FORESTED LAND AREA
28,914	21,760

LITHUANIA is the world's 120th largest country by area, 134th largest by population size and is the world's 88th largest economy (by GDP). Forests make up 33% of its area, and agriculture 44%. It's placement in the Human Development Index is 0.84. LITHUANIA is a signatory to NYDF ENDORSER and ADP SIGNATORY.

TOP IMPORTS IN 2013

COMMODITY	WORLD IMPORT RANKING	PRODUCTION	IMPORTS	VALUE
SUGARCANE	98	0	566,520,745.2	50,578,747
CORN	60	127,200	152,156,075.2	42,783,766
SOY	67	0	145,759,755.9	86,295,019
WOOD PULP	58	-	41,774,062	25,097,809
CHICKEN	58	87,489	35,765,381	61,754,085
COFFEE	55	0	23,426,548.5	135,970,219
PALM OIL	93	-	11,674,061.1	12,902,958
BEEF	90	37,709	5,673,103.6	25,095,842
COCOA	66	0	2,430,226	9,409,105
SHRIMP	57	0	643,022	4,806,396

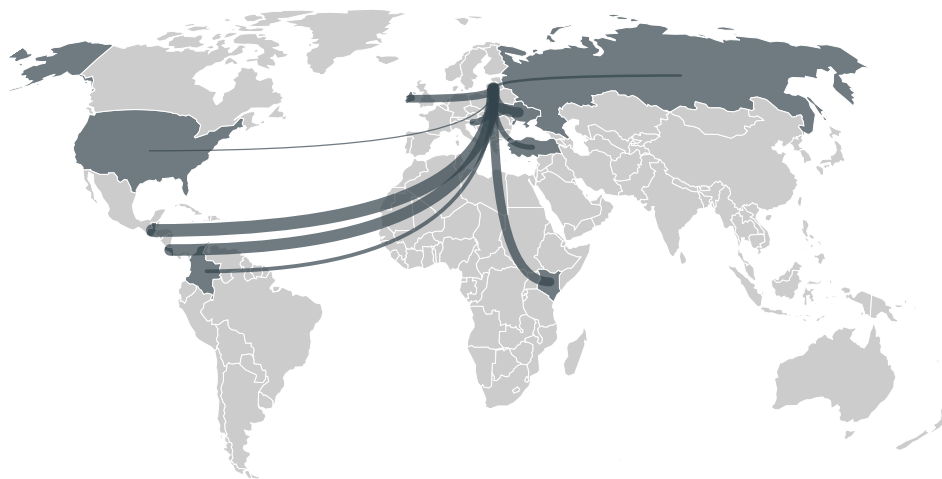
IMPORT TRAJECTORY OF LITHUANIA



TOP EXPORT TRADERS OF COFFEE IN LITHUANIA IN 2013



TOP EXPORT COUNTRIES OF COFFEE TO LITHUANIA IN 2013



Country	Percentage
GUATEMALA	34.1%
COSTA RICA	31.4%
UKRAINE	13.6%
KENYA	9.9%
IRELAND	8.5%
SLOVENIA	2%
TURKEY	0.2%
COLOMBIA	0.2%
RUSSIAN FEDERATION	< 0.1%
UNITED STATES	< 0.1%



[For more info](#)


[EXPLORE ON GFW](#)

Trase is a partnership between

 Stockholm Environment Institute

 Global Canopy Programme

In collaboration with

 vizzuality

 The European Forest Institute

and many other organizations and individuals.

Donors

 The Global Environment Facility

 WWF

 Europe

 Gordon and Betty Moore Foundation

 The Nature Conservancy

 Department for International Development

 Formas

 Norway's International Climate and Forest Initiative (NICFI)

[Terms of Use](#) · [Privacy policy](#) · [Cookie policy](#) · [Contact us](#)