



# trase

## Latvia (importer)

ACTIVITY                      COMMODITY                      YEAR  
**Importer**                      **Coffee**                      **2014**

POPULATION                      GDP                      LAND AREA  
**1,993,782**                      **31,329,367,172.7**                      **62,180**

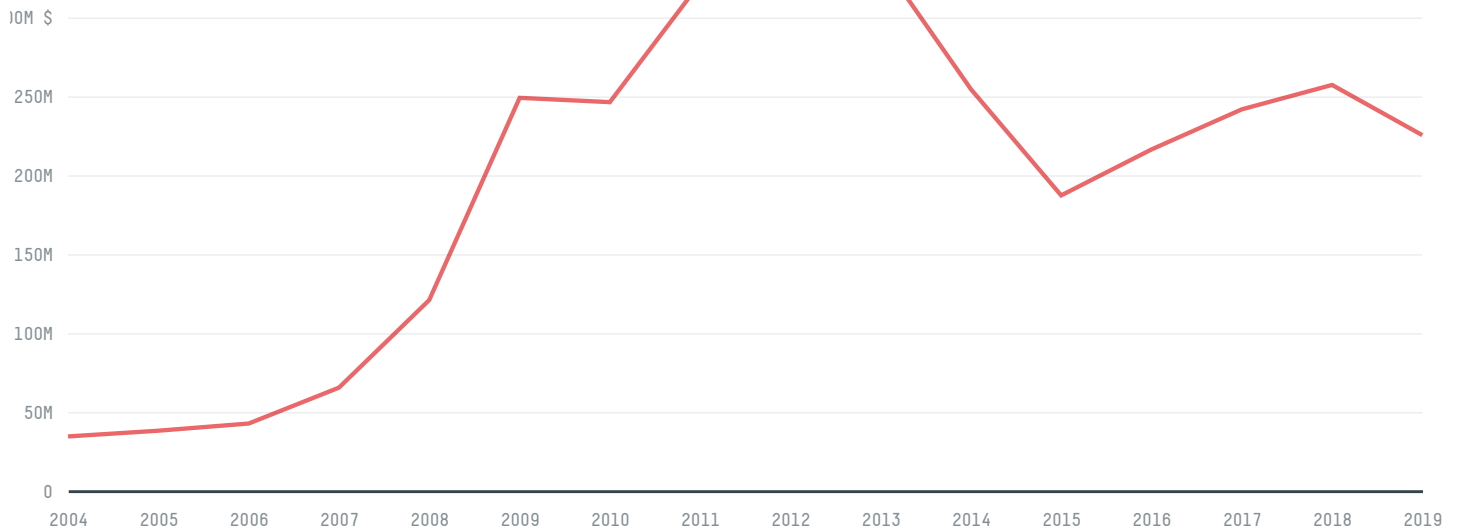
AGRICULTURAL LAND AREA                      FORESTED LAND AREA  
**18,720**                      **33,556**

LATVIA is the world's 121st largest country by land mass, 147th largest by population size and is the world's 102nd largest economy (by GDP). Forests make up 54% of its land mass and agricultural areas, 30%. It's placement in the Human Development Index is 0.836. LATVIA is a signatory to NYDF ENDORSER and ADP SIGNATORY.


### TOP IMPORTS IN 2014

COMMODITY	WORLD IMPORT RANKING	PRODUCTION	IMPORTS	VALUE
SUGARCANE	81	0	528,987,483.6	48,098,552
CORN	95	0	41,860,582	12,167,432
SOY	28	0	17,783,948.5	11,031,745
BEEF	73	17,659	11,698,562.7	30,801,286
COFFEE	62	0	11,037,146.3	63,306,836
COCOA	65	0	2,762,550	9,883,877
SHRIMP	55	0	1,228,784	8,158,197
PALM OIL	-	-	-	-

## IMPORT TRAJECTORY OF LATVIA

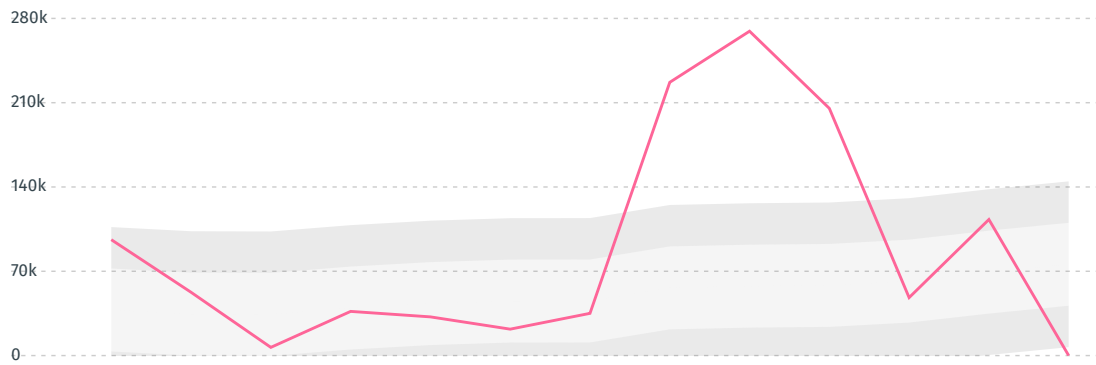


## TOP EXPORT TRADERS OF COFFEE IN LATVIA IN 2014




## DEFORESTATION ALERTS IN COLOMBIA

There were **0** GLAD alerts reported in the week of the **11th of January 2021**. This was **unusually low** compared to the same week in previous years.

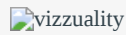


Caution: GLAD alerts from the last six months are preliminary. Revisions are made as unconfirmed alerts are removed from the data and alert totals are finalized six months after posting. Source: **Global Forest Watch**

Trase is a partnership between




In collaboration with



and many other organizations and individuals.

Donors



[Terms of Use](#) · [Privacy policy](#) · [Cookie policy](#) · [Contact us](#)