



# trase

## KUWAIT (importer)

ACTIVITY	COMMODITY	YEAR
<b>Importer</b>	<b>Coffee</b>	<b>2016</b>

POPULATION	GDP	SURFACE AREA
<b>3,956,875</b>	<b>109,419,728,566.7</b>	<b>17,820</b>

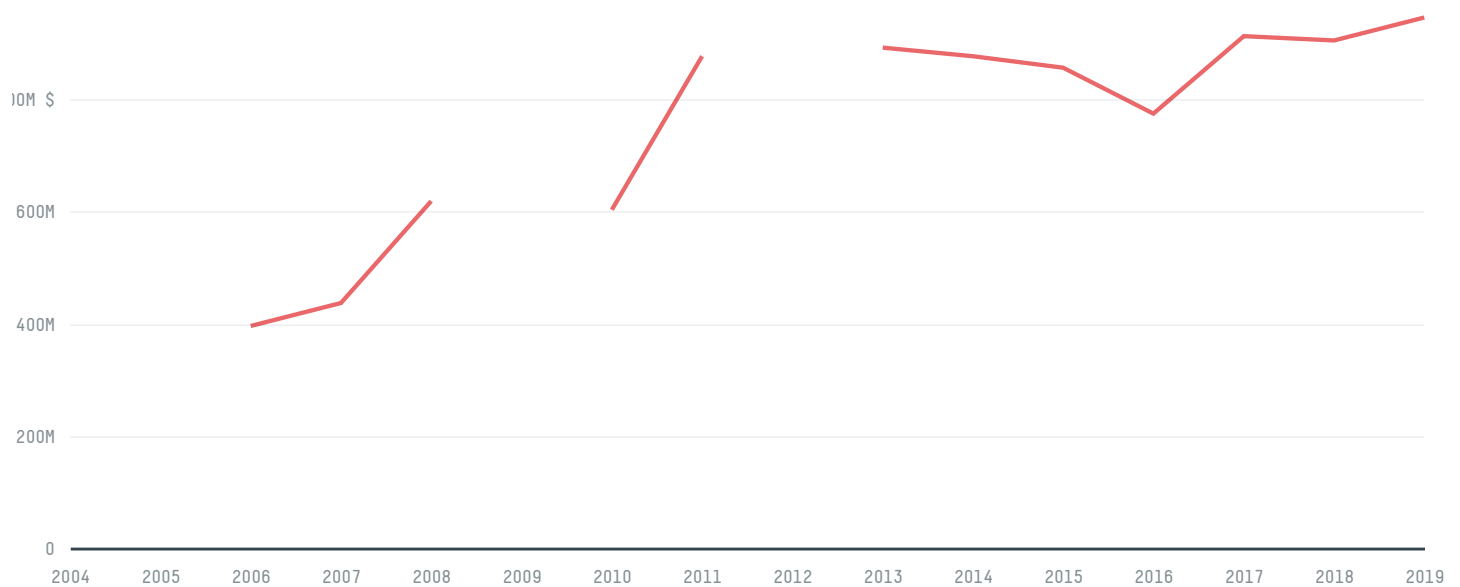
AGRICULTURAL LAND AREA	FORESTED LAND AREA
<b>1,500</b>	<b>62.5</b>

KUWAIT is the world's 152nd largest country by area, 129th largest by population size and is the world's 57th largest economy (by GDP). Forests make up 0% of its area, and agriculture 8%. It's placement in the Human Development Index is 0.809. KUWAIT is a signatory to NYDF ENDORSER and ADP SIGNATORY.

## TOP IMPORTS IN 2016

COMMODITY	WORLD IMPORT RANKING	PRODUCTION	IMPORTS	VALUE
SUGARCANE	72	0	1,031,292,357.8	72,707,984
CORN	54	2,949	210,867,133.8	96,522,590
CHICKEN	24	53,297	133,763,717	266,439,548
SOY	77	0	88,557,717.6	45,387,484
BEEF	45	1,401	42,903,452	173,134,265
PALM OIL	76	-	28,352,268.4	23,042,280
COFFEE	66	0	12,589,130.5	67,945,275
SHRIMP	38	0	3,054,150	24,582,666
COCOA	81	0	817,442	3,776,582
PORK	-	0	-	-

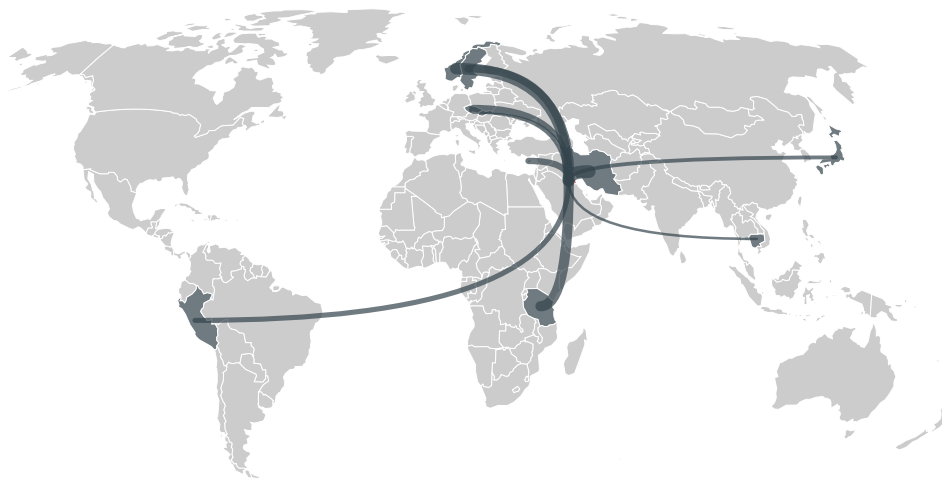
## IMPORT TRAJECTORY OF KUWAIT



## TOP EXPORT TRADERS OF COFFEE IN KUWAIT IN 2016



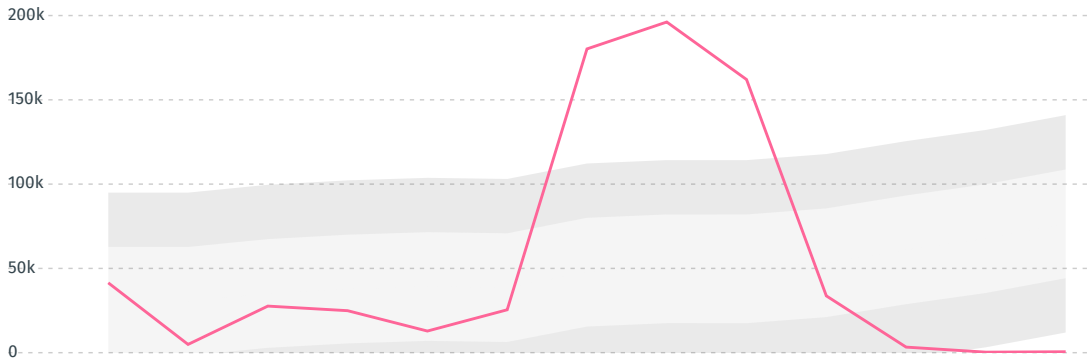
## TOP EXPORT COUNTRIES OF COFFEE TO KUWAIT IN 2016



IRAN	32%
NORWAY	11.4%
TANZANIA	11.3%
CZECH REPUBLIC	10.6%
SWEDEN	9.4%
CYPRUS	8.8%
PERU	7.7%
JAPAN	4.4%
CAMBODIA	2.4%
SLOVAKIA	2%

DEFORESTATION ALERTS IN COLOMBIA

There were **562** GLAD alerts reported in the week of the **18th of January 2021**. This was **unusually low** compared to the same week in previous years.



Caution: GLAD alerts from the last six months are preliminary. Revisions are made as unconfirmed alerts are removed from the data and alert totals are finalized six months after posting. Source: **Global Forest Watch**

Trase is a partnership between



In collaboration with



and many other organizations and individuals.

Donors



[Terms of Use](#) · [Privacy policy](#) · [Cookie policy](#) · [Contact us](#)