



trase

ISRAEL (importer)

ACTIVITY	COMMODITY	YEAR
Importer	Coffee	2016

POPULATION	GDP	SURFACE AREA
8,546,000	318,950,599,043.5	22,070

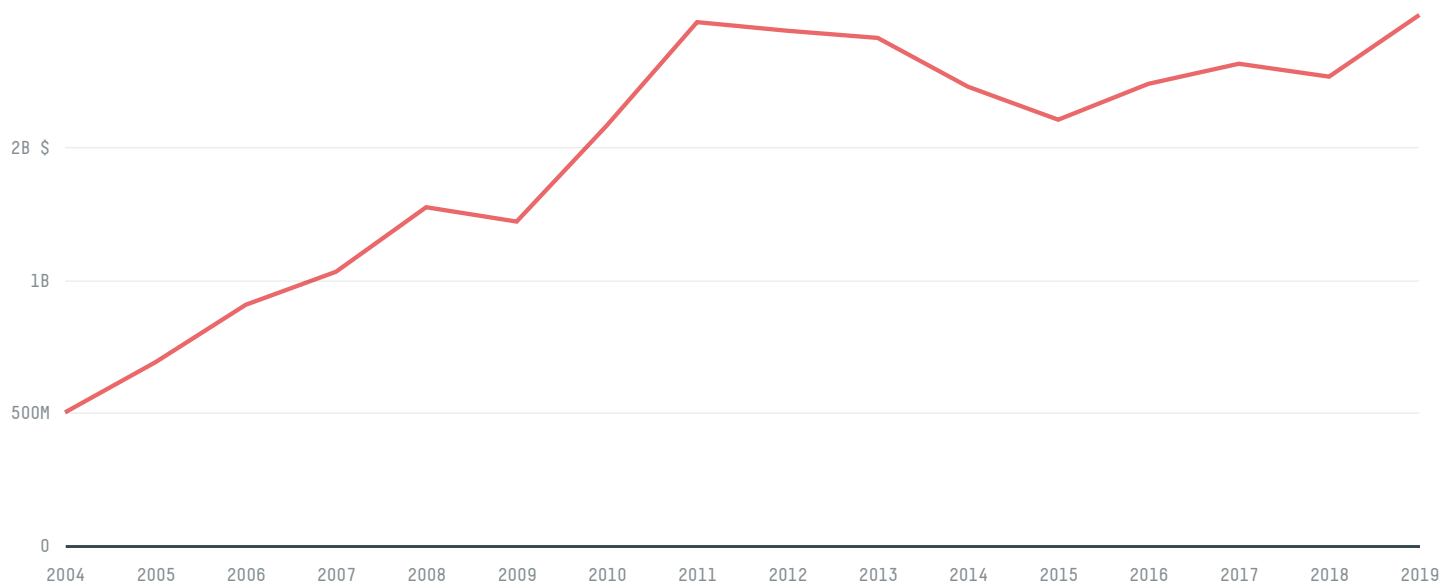
AGRICULTURAL LAND AREA	FORESTED LAND AREA
5,320	1,672

ISRAEL is the world's 147th largest country by area, 97th largest by population size and is the world's 33rd largest economy (by GDP). Forests make up 8% of its area, and agriculture 24%. It's placement in the Human Development Index is 0.902. ISRAEL is a signatory to NYDF ENDORSER and ADP SIGNATORY.

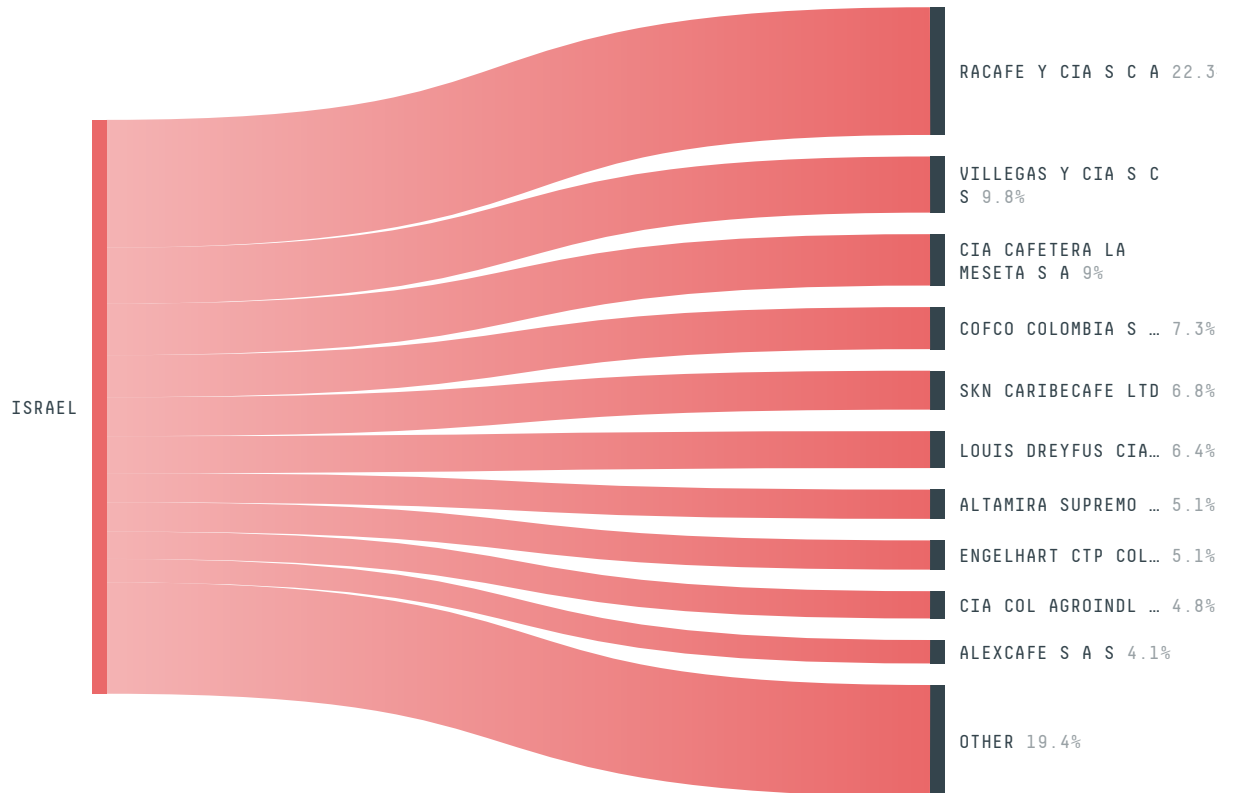
TOP IMPORTS IN 2016

COMMODITY	WORLD IMPORT RANKING	PRODUCTION	IMPORTS	VALUE
SUGARCANE	39	0	3,368,384,580.1	208,715,000
CORN	23	80,264	1,394,686,253.3	277,688,000
SOY	40	0	562,177,436.2	226,880,000
BEEF	27	126,488	123,273,733.2	765,273,000
PALM OIL	61	-	46,831,111.2	24,083,000
COFFEE	49	0	30,068,921.5	164,601,000
COCOA	39	0	13,293,556	54,289,000
PALM KERNEL	44	-	1,967,659	2,499,000
WOOD PULP	62	-	1,182,787	1,230,000
SHRIMP	59	0	1,012,977	9,626,000
COTTON	104	35,800	178,832	389,000
PORK	157	16,099	695.8	204,000
CHICKEN	1	536,210	-	4,479,000

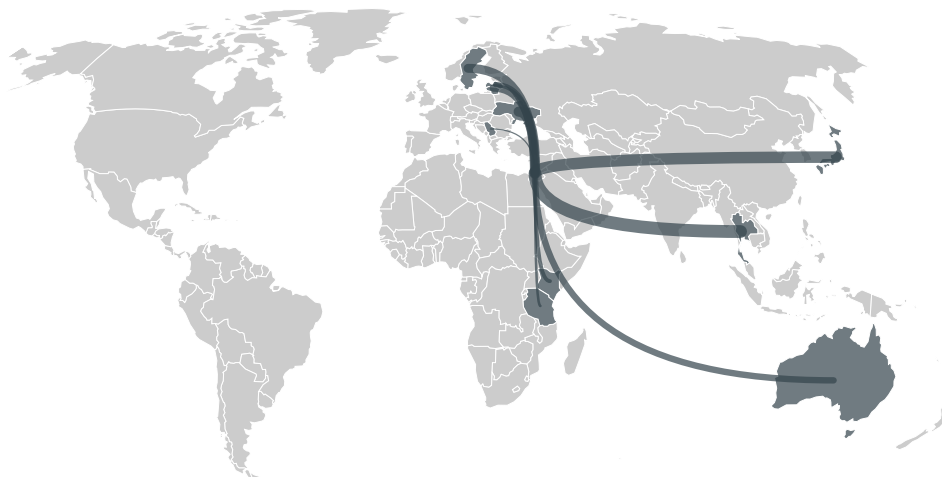
IMPORT TRAJECTORY OF ISRAEL



TOP EXPORT TRADERS OF COFFEE IN ISRAEL IN 2016



TOP EXPORT COUNTRIES OF COFFEE TO ISRAEL IN 2016



THAILAND 27%

JAPAN 18.4%

UKRAINE 17.2%

SWEDEN 17.1%

LITHUANIA 7.4%

AUSTRALIA 4.3%

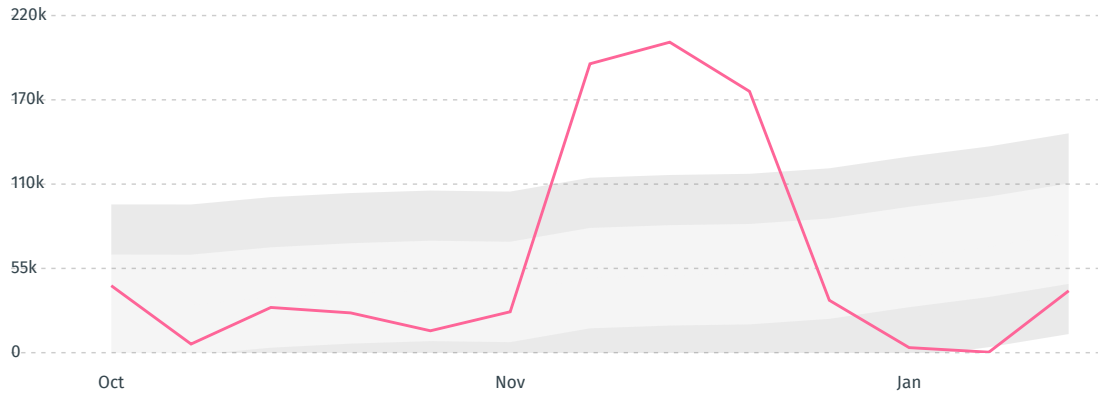
LATVIA 2.9%

TANZANIA 2.3%


KENYA 2.3%

SERBIA 1.2%

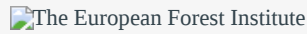
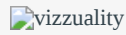
DEFORESTATION ALERTS IN COLOMBIA



Trase is a partnership between




In collaboration with



and many other organizations and individuals.

Donors



[Terms of Use](#) · [Privacy policy](#) · [Cookie policy](#) · [Contact us](#)