



trase

INDONESIA (importer)

ACTIVITY	COMMODITY	YEAR
Importer	Coffee	2016

POPULATION	GDP	LAND AREA
261,554,226	931,877,364,177.7	1,811,570

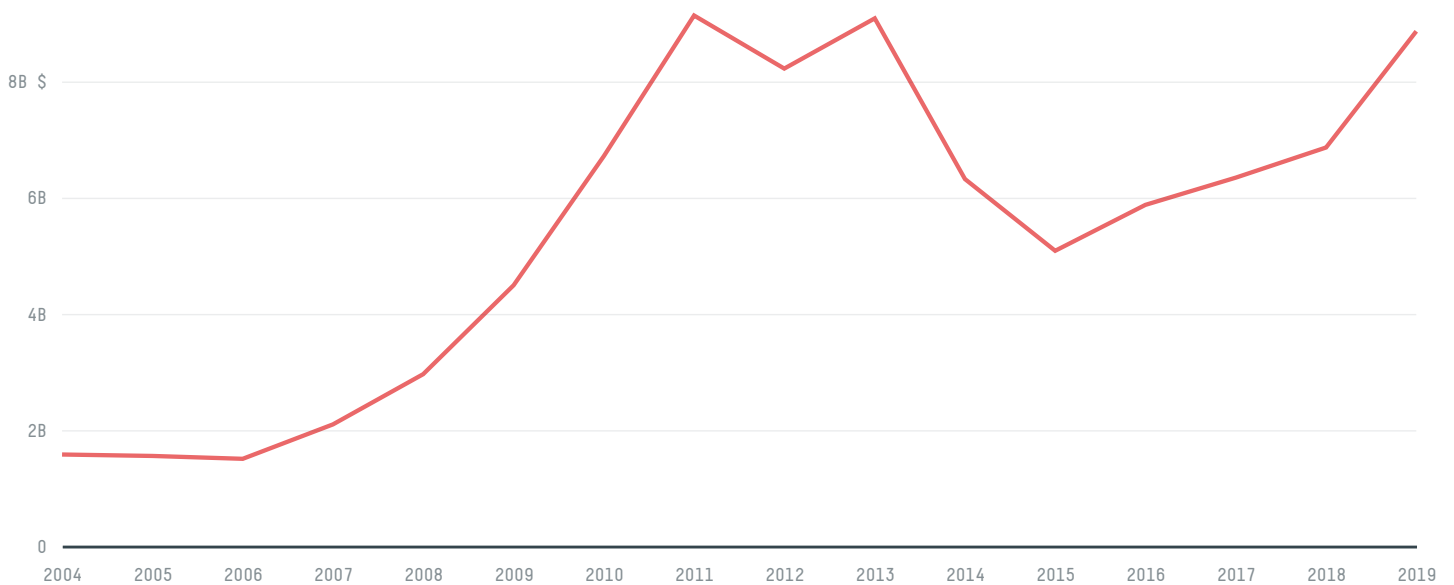
AGRICULTURAL LAND AREA	FORESTED LAND AREA
570,000	903,256

INDONESIA is the world's 14th largest country by land mass, 4th largest by population size and is the world's 16th largest economy (by GDP). Forests make up 50% of its land mass and agricultural areas, 31%. It's placement in the Human Development Index is 0.7. INDONESIA is a signatory to NYDF ENDORSER and ADP SIGNATORY.

TOP IMPORTS IN 2016

COMMODITY	WORLD IMPORT RANKING	PRODUCTION	IMPORTS	VALUE
SUGARCANE	2	23,630,420	36,228,756,022.2	2,090,445,223
CORN	24	23,578,413	1,317,125,071.2	296,367,267
WOOD PULP	10	-	1,202,337,909	865,024,952
COTTON	4	932	678,366,393	1,087,375,056
COCOA	17	656,817	83,605,372	254,051,456
COFFEE	44	639,305	31,168,259.8	75,465,432
SOY	21	859,653	25,181,071	24,663,019
SHRIMP	46	709,540.3	1,866,549	13,355,682
CHICKEN	121	2,300,767	2,494.8	11,917,818
PALM OIL	-	-	-	-

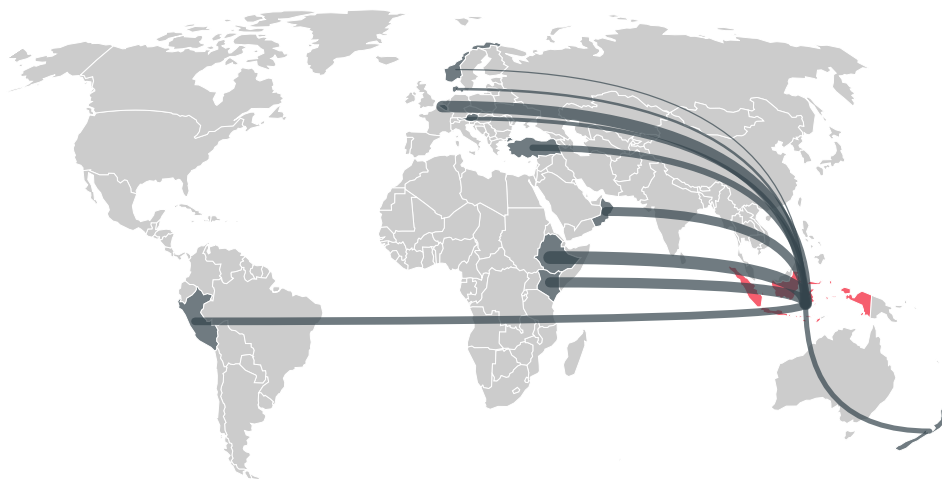
IMPORT TRAJECTORY OF INDONESIA



TOP EXPORT TRADERS OF COFFEE IN INDONESIA IN 2016



TOP EXPORT COUNTRIES OF COFFEE TO INDONESIA IN 2016



ETHIOPIA 49.7%

BELGIUM 16.3%

KENYA 10.5%

OMAN 6.6%

PERU 6%

TURKEY 5.8%

NEW ZEALAND 3.8%

AUSTRIA 0.7%

DENMARK 0.5%

NORWAY 0.1%

Trase is a partnership between

 Stockholm Environment Institute

 Global Canopy Programme

In collaboration with

 vizzuality

 The European Forest Institute

and many other organizations and individuals.

Donors

 The Global Environment Facility

 WWF


 Europe

 Gordon and Betty Moore Foundation

 The Nature Conservancy

 Department for International Development

 Formas

 Norway's International Climate and Forest Initiative (NICFI)

[Terms of Use](#) · [Privacy policy](#) · [Cookie policy](#) · [Contact us](#)