



trase

El salvador (importer)

ACTIVITY
Importer

COMMODITY
Coffee

YEAR
2016

POPULATION
6,356,143

GDP
24,191,440,000

LAND AREA
20,720

AGRICULTURAL LAND AREA
15,840

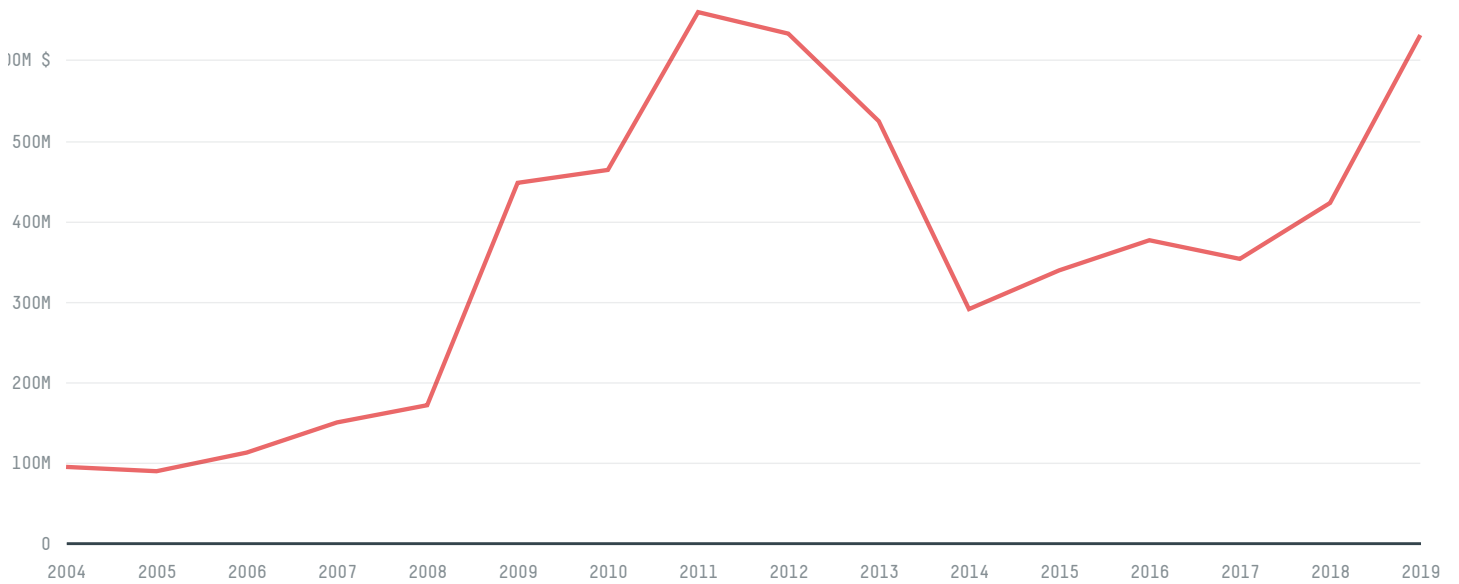
FORESTED LAND AREA
2,606

EL SALVADOR is the world's 148th largest country by land mass, 109th largest by population size and is the world's 103rd largest economy (by GDP). Forests make up 13% of its land mass and agricultural areas, 76%. It's placement in the Human Development Index is 0.662. EL SALVADOR is a signatory to NYDF ENDORSER and ADP SIGNATORY.


TOP IMPORTS IN 2016

| COMMODITY | WORLD IMPORT RANKING | PRODUCTION | IMPORTS | VALUE |
|-----------|----------------------|------------|---------------|-------------|
| CORN | 36 | 923,472 | 736,115,851.9 | 164,746,941 |
| WOOD PULP | 55 | - | 41,956,645 | 23,878,148 |
| COTTON | 24 | 58 | 34,089,262.7 | 55,407,629 |
| SOY | 34 | 5,518 | 10,495,850 | 7,461,269 |
| COFFEE | 90 | 38,636 | 2,335,601.5 | 11,171,289 |
| COCOA | 76 | 364 | 1,266,454 | 2,463,857 |
| SHRIMP | 75 | 1,124.7 | 406,317 | 1,775,300 |

IMPORT TRAJECTORY OF EL SALVADOR

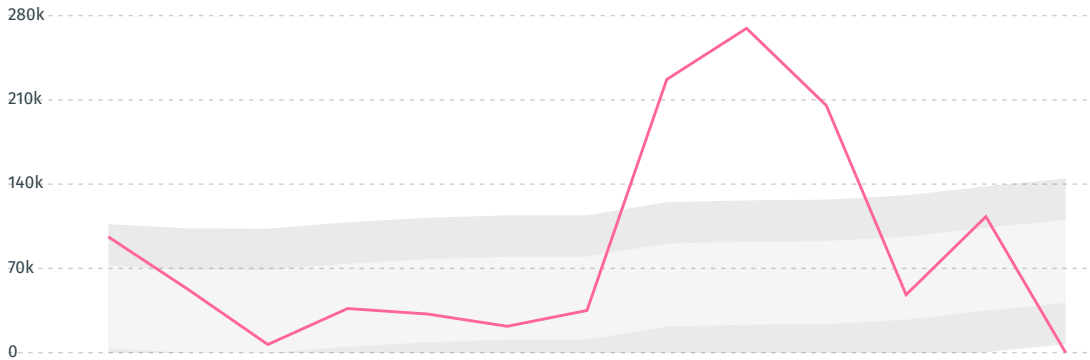


TOP EXPORT TRADERS OF COFFEE IN EL SALVADOR IN 2016



DEFORESTATION ALERTS IN COLOMBIA

There were **0** GLAD alerts reported in the week of the **11th of January 2021**. This was **unusually low** compared to the same week in previous years.



Caution: GLAD alerts from the last six months are preliminary. Revisions are made as unconfirmed alerts are removed from the data and alert totals are finalized six months after posting. Source: **Global Forest Watch**

Trase is a partnership between




In collaboration with



and many other organizations and individuals.

Donors



[Terms of Use](#) · [Privacy policy](#) · [Cookie policy](#) · [Contact us](#)