



# trase

## ECUADOR (importer)

ACTIVITY	COMMODITY	YEAR
<b>Importer</b>	<b>Coffee</b>	<b>2016</b>

POPULATION	GDP	SURFACE AREA
<b>16,491,115</b>	<b>99,937,696,000</b>	<b>256,370</b>

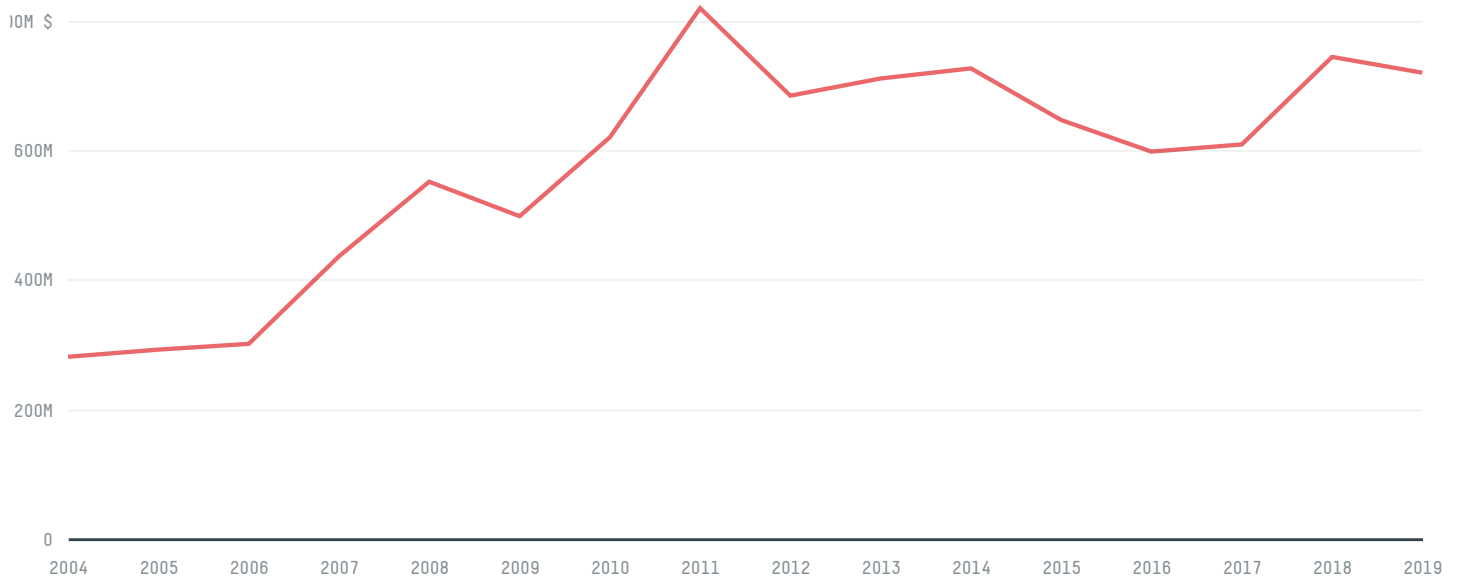
AGRICULTURAL LAND AREA	FORESTED LAND AREA
<b>55,160</b>	<b>124,691.5</b>

ECUADOR is the world's 75th largest country by area, 66th largest by population size and is the world's 61st largest economy (by GDP). Forests make up 49% of its area, and agriculture 22%. It's placement in the Human Development Index is 0.756. ECUADOR is a signatory to NYDF ENDORSER and ADP SIGNATORY.

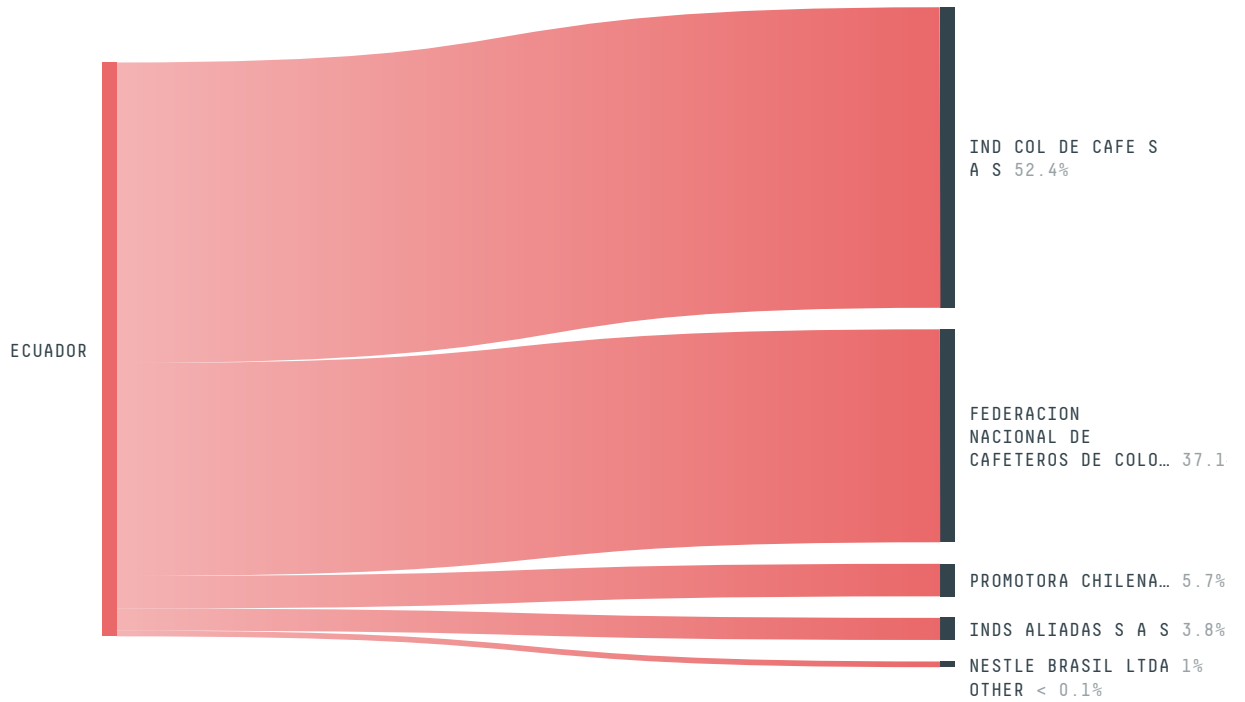
## TOP IMPORTS IN 2016

COMMODITY	WORLD IMPORT RANKING	PRODUCTION	IMPORTS	VALUE
SOY	30	41,788	1,052,137,014.8	452,307,252
SUGARCANE	103	8,661,609	442,772,270.9	29,428,693
CORN	75	1,091,108	86,162,779.2	48,844,901
COTTON	34	3,439	12,244,950.7	19,420,417
CHICKEN	120	336,000	2,488,417.2	15,753,887
COFFEE	98	3,905	2,359,220.3	16,683,282
BEEF	111	212,990	2,284,981.3	7,761,672
PALM KERNEL	53	-	1,275,015	1,641,036
WOOD PULP	71	-	346,950	317,012
PALM OIL	143	-	74,334.7	130,111
COCOA	117	177,551	67,733	287,890
SHRIMP	110	422,000	19,339	135,120

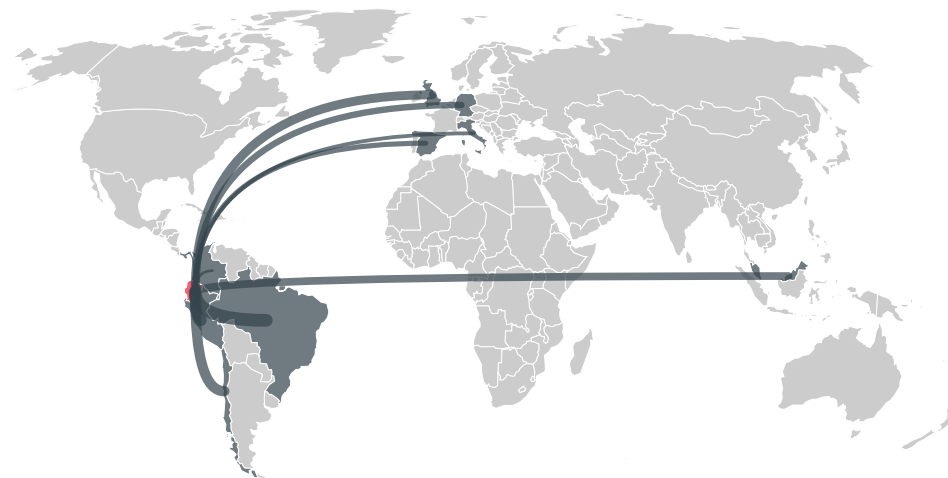
## IMPORT TRAJECTORY OF ECUADOR



## TOP EXPORT TRADERS OF COFFEE IN ECUADOR IN 2016



## TOP EXPORT COUNTRIES OF COFFEE TO ECUADOR IN 2016



BRAZIL 60.9%

PERU 26.2%

CHILE 6.5%

UNITED KINGDOM 3.8%

MALAYSIA 1.1%

GERMANY 0.6%

SPAIN 0.5%

ITALY 0.1%

COLOMBIA < 0.1%

PANAMA < 0.1%


Trase is a partnership between

 Stockholm Environment Institute

 Global Canopy Programme

In collaboration with

 vizzuality

 The European Forest Institute

and many other organizations and individuals.

Donors

 The Global Environment Facility

 WWF

 Europe

 Gordon and Betty Moore Foundation

 The Nature Conservancy

 Department for International Development

 Formas

 Norway's International Climate and Forest Initiative (NICFI)

[Terms of Use](#) · [Privacy policy](#) · [Cookie policy](#) · [Contact us](#)