



trase

DOMINICAN REPUBLIC (importer)

ACTIVITY	COMMODITY	YEAR
Importer	Coffee	2016

POPULATION	GDP	SURFACE AREA
10,397,743	75,704,720,189.6	48,670

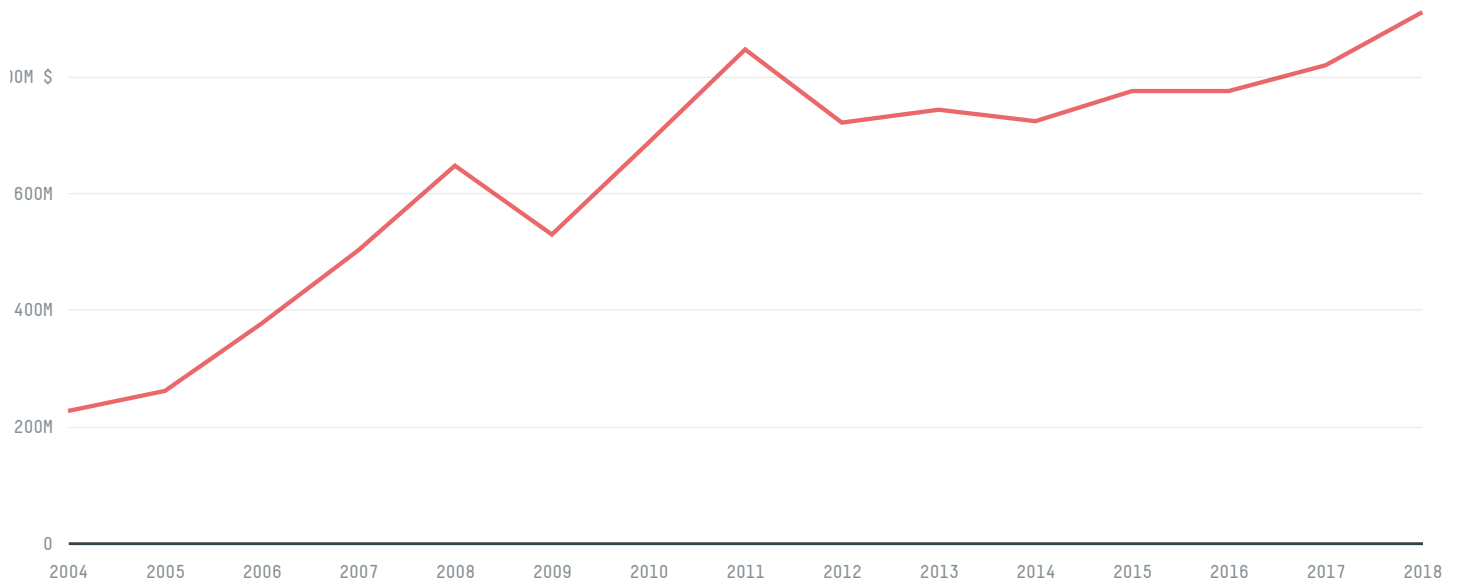
AGRICULTURAL LAND AREA	FORESTED LAND AREA
23,520	20,162

DOMINICAN REPUBLIC is the world's 127th largest country by area, 86th largest by population size and is the world's 67th largest economy (by GDP). Forests make up 41% of its area, and agriculture 48%. It's placement in the Human Development Index is 0.738. DOMINICAN REPUBLIC is a signatory to NYDF ENDORSER and ADP SIGNATORY.

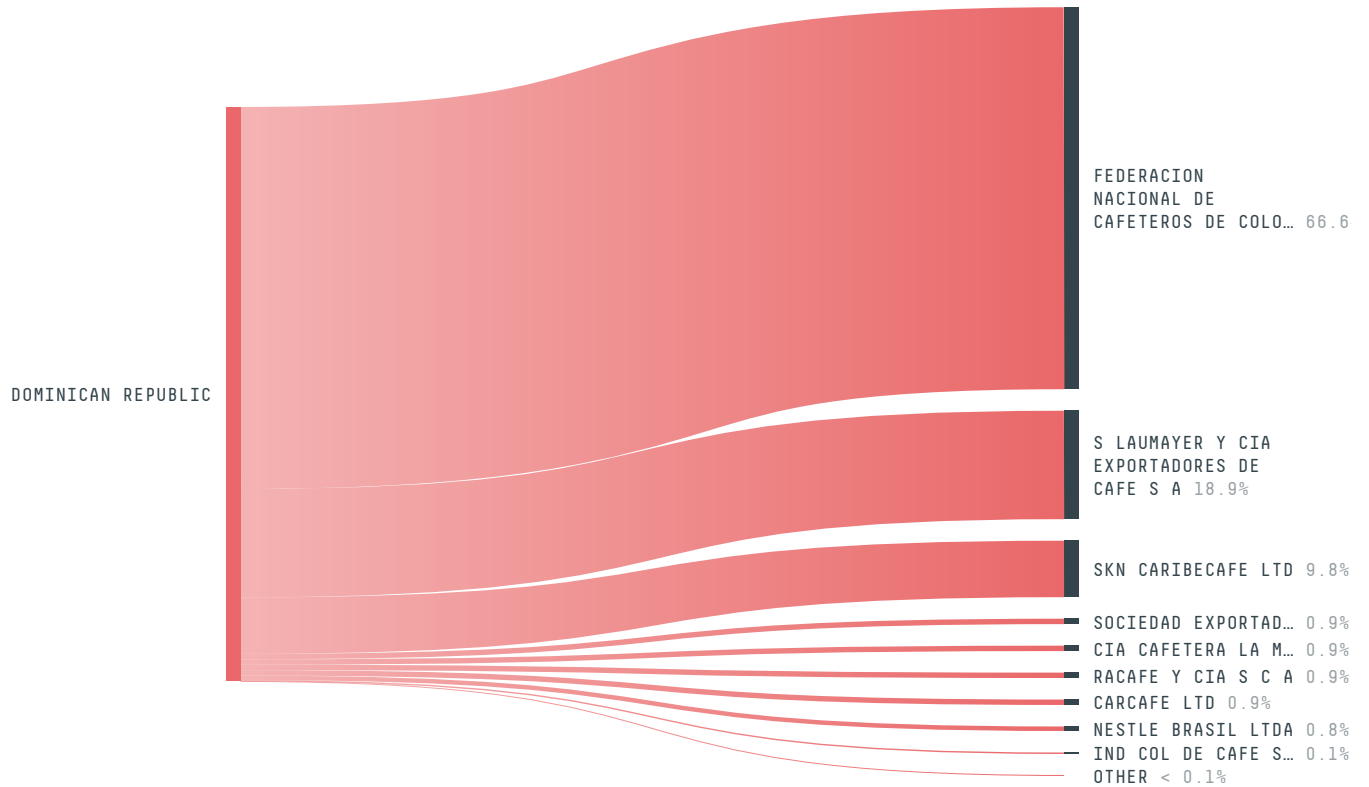
TOP IMPORTS IN 2016

COMMODITY	WORLD IMPORT RANKING	PRODUCTION	IMPORTS	VALUE
CORN	30	41,666	889,701,442.4	223,966,807
SUGARCANE	81	3,980,684	818,941,083.6	73,929,803
SOY	53	0	358,601,317.7	240,146,329
PALM OIL	70	-	34,456,940.6	25,106,054
CHICKEN	64	325,770	28,639,644.8	49,831,072
PORK	53	75,621	22,350,132.1	57,042,938
COFFEE	68	11,471	11,759,929.5	43,594,179
PALM KERNEL	43	-	2,015,169	1,966,449
COCOA	84	81,246	740,697	1,812,344
SHRIMP	65	415	674,156	5,455,593
COTTON	122	0	33,914.1	93,198
WOOD PULP	106	-	10,216	25,992

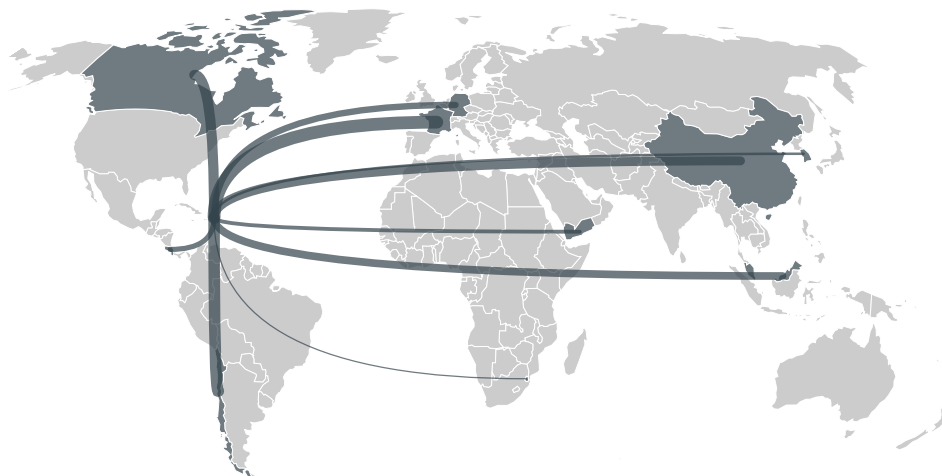
IMPORT TRAJECTORY OF DOMINICAN REPUBLIC



TOP EXPORT TRADERS OF COFFEE IN DOMINICAN REPUBLIC IN 2016




TOP EXPORT COUNTRIES OF COFFEE TO DOMINICAN REPUBLIC IN 2016




FRANCE	44.3%
CHILE	25.1%
CANADA	12.4%
CHINA (MAINLAND)	8.6%
MALAYSIA	4.3%
GERMANY	3.4%
COSTA RICA	0.8%
YEMEN	0.5%
SOUTH KOREA	0.4%
SWAZILAND	0.2%

Trase is a partnership between

 Stockholm Environment Institute

 Global Canopy Programme

In collaboration with

 vizzuality

 The European Forest Institute

and many other organizations and individuals.

Donors

 The Global Environment Facility


 WWF


 Europe

 Gordon and Betty Moore Foundation

 The Nature Conservancy

 Department for International Development

 Formas

 Norway's International Climate and Forest Initiative (NICFI)

[Terms of Use](#) · [Privacy policy](#) · [Cookie policy](#) · [Contact us](#)