



# trase

## CYPRUS (importer)

ACTIVITY	COMMODITY	YEAR
<b>Importer</b>	<b>Coffee</b>	<b>2013</b>

POPULATION	GDP	LAND AREA
<b>1,143,866</b>	<b>23,900,872,625.8</b>	<b>9,240</b>

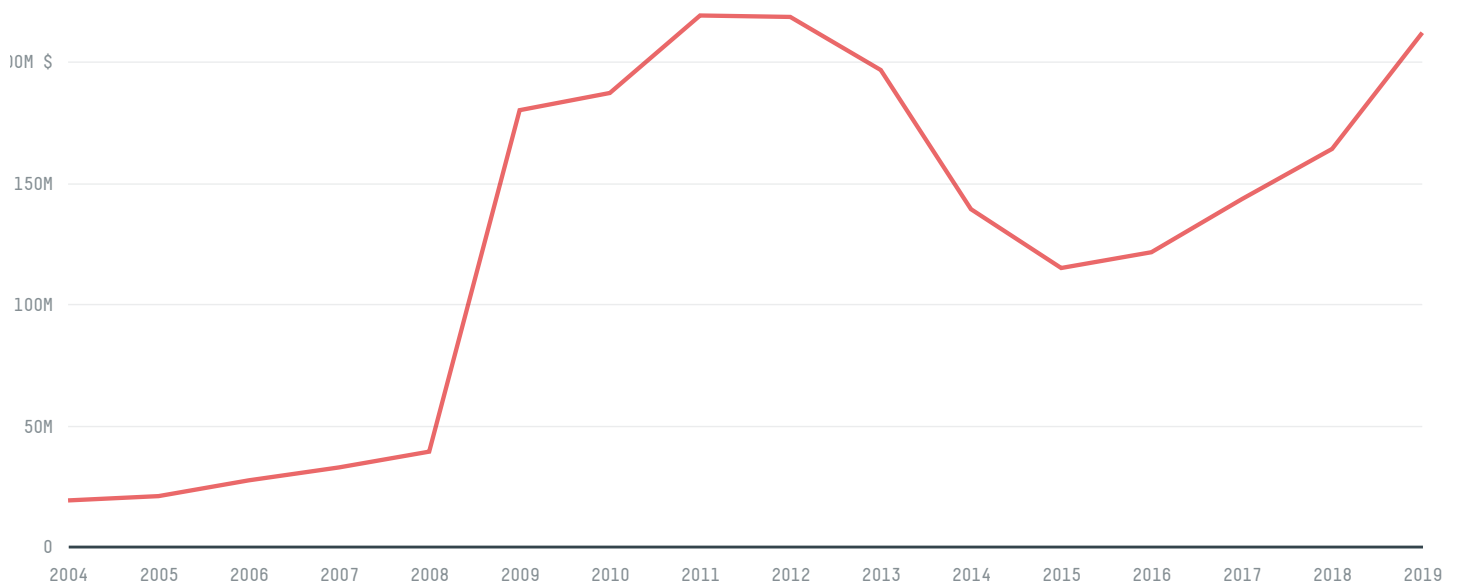
AGRICULTURAL LAND AREA	FORESTED LAND AREA
<b>1,088.3</b>	<b>1,727.6</b>

CYPRUS is the world's 162nd largest country by land mass, 155th largest by population size and is the world's 106th largest economy (by GDP). Forests make up 19% of its land mass and agricultural areas, 12%. It's placement in the Human Development Index is 0.854. CYPRUS is a signatory to NYDF ENDORSER and ADP SIGNATORY.

## TOP IMPORTS IN 2013

COMMODITY	WORLD IMPORT RANKING	PRODUCTION	IMPORTS	VALUE
CORN	55	0	171,735,601	51,806,764
SUGARCANE	121	0	134,768,676.9	17,633,433
SOY	77	0	88,578,163.8	58,124,307
COFFEE	79	0	3,999,625.8	29,704,515
BEEF	103	4,562	3,991,328.6	25,012,444
PORK	55	48,664	1,135,370	4,988,231
SHRIMP	53	18.6	735,279	6,789,257
PALM OIL	130	-	662,705	722,446
CHICKEN	95	21,819	267,369.4	715,742
WOOD PULP	104	-	25,245	20,893

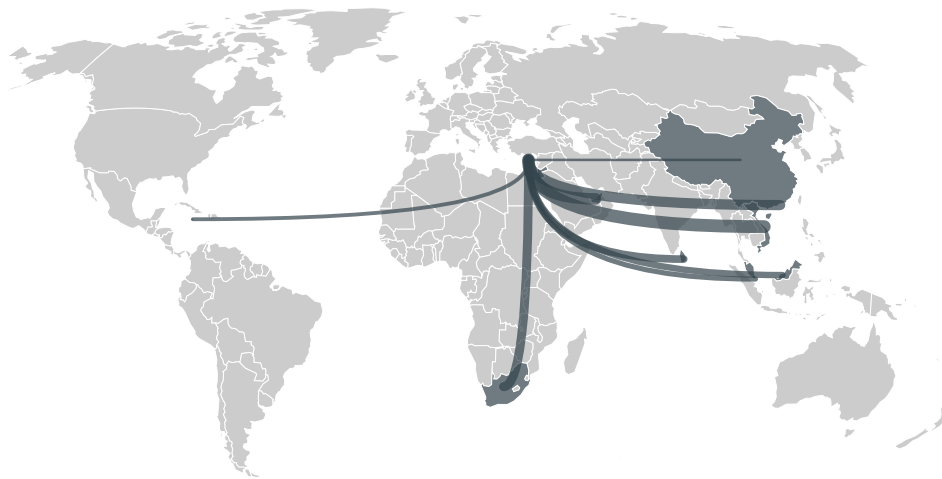
## IMPORT TRAJECTORY OF CYPRUS



## TOP EXPORT TRADERS OF COFFEE IN CYPRUS IN 2013



## TOP EXPORT COUNTRIES OF COFFEE TO CYPRUS IN 2013



VIETNAM 28.7%

UNITED ARAB EMIRATES  
23.6%

CHINA (HONG KONG)  
17.8%

SOUTH AFRICA 12.3%

SRI LANKA 10.6%

MALAYSIA 3.5%

SINGAPORE 2.1%

JAMAICA 0.8%

CHINA (MAINLAND) 0.5%


JORDAN 0.1%


Trase is a partnership between

 Stockholm Environment Institute

 Global Canopy Programme

In collaboration with

 vizzuality

 The European Forest Institute

and many other organizations and individuals.

Donors

 The Global Environment Facility

 WWF

 Europe

 Gordon and Betty Moore Foundation

 The Nature Conservancy

 Department for International Development

 Formas

 Norway's International Climate and Forest Initiative (NICFI)

[Terms of Use](#) · [Privacy policy](#) · [Cookie policy](#) · [Contact us](#)