



trase

COLOMBIA (importer)

| ACTIVITY | COMMODITY | YEAR |
|-----------------|---------------|-------------|
| Importer | Coffee | 2016 |

| POPULATION | GDP | SURFACE AREA |
|-------------------|--------------------------|------------------|
| 48,175,048 | 282,825,009,887.5 | 1,141,749 |

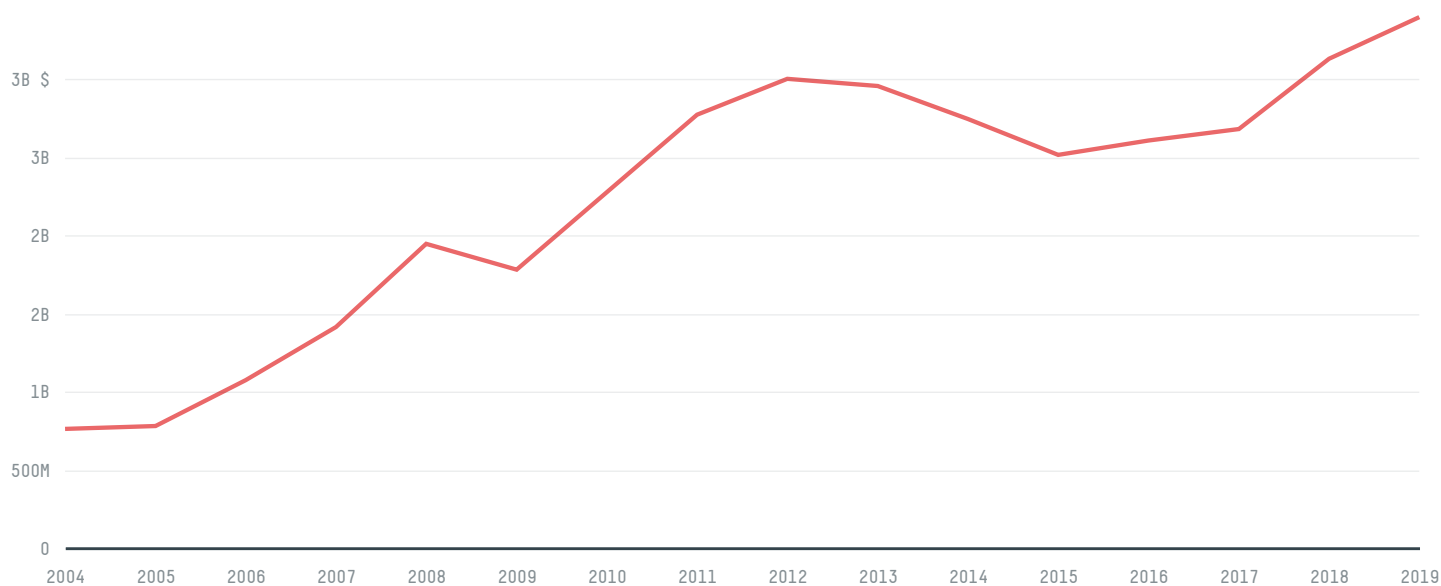
| AGRICULTURAL LAND AREA | FORESTED LAND AREA |
|------------------------|--------------------|
| 446,656 | 584,750.2 |

COLOMBIA is the world's 24th largest country by area, 29th largest by population size and is the world's 40th largest economy (by GDP). Forests make up 51% of its area, and agriculture 39%. It's placement in the Human Development Index is 0.759. COLOMBIA is a signatory to NYDF ENDORSER and ADP SIGNATORY.

TOP IMPORTS IN 2016

| COMMODITY | WORLD IMPORT RANKING | PRODUCTION | IMPORTS | VALUE |
|-------------|----------------------|------------|-----------------|-------------|
| CORN | 8 | 1,295,089 | 4,593,254,272 | 875,151,876 |
| SUGARCANE | 37 | 34,759,606 | 3,499,663,133.1 | 205,434,970 |
| SOY | 22 | 80,548 | 2,159,781,056.3 | 959,181,121 |
| PALM OIL | 32 | - | 229,639,589.7 | 164,583,182 |
| CHICKEN | 40 | 1,478,923 | 82,670,255.4 | 77,950,630 |
| COTTON | 23 | 75,253 | 34,210,081.6 | 54,847,921 |
| COFFEE | 61 | 818,243 | 15,182,634 | 38,563,177 |
| WOOD PULP | 35 | - | 14,437,215 | 9,902,394 |
| PALM KERNEL | 25 | - | 11,508,688 | 15,024,970 |
| COCOA | 48 | 56,785 | 8,982,657 | 25,276,289 |
| BEEF | 82 | 796,544 | 8,767,541 | 23,604,572 |
| SHRIMP | 32 | 3,000 | 5,744,972 | 35,146,596 |

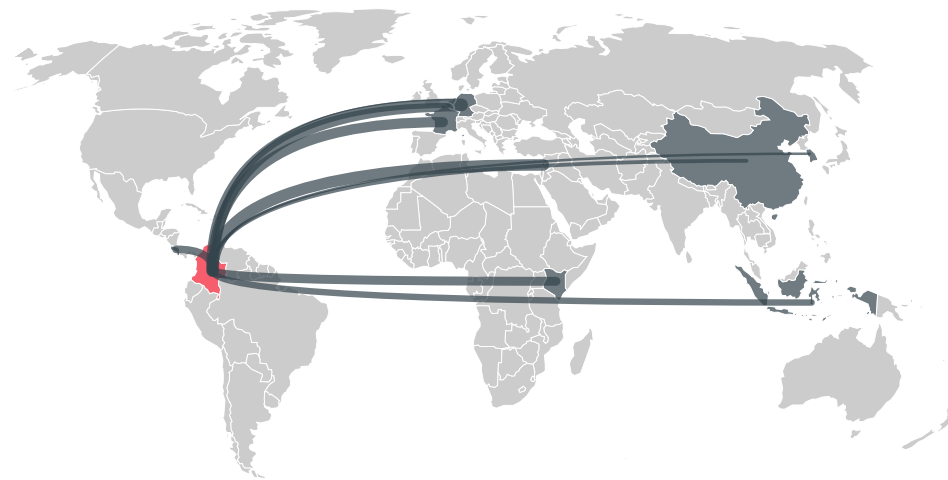
IMPORT TRAJECTORY OF COLOMBIA



TOP EXPORT TRADERS OF COFFEE IN COLOMBIA IN 2016



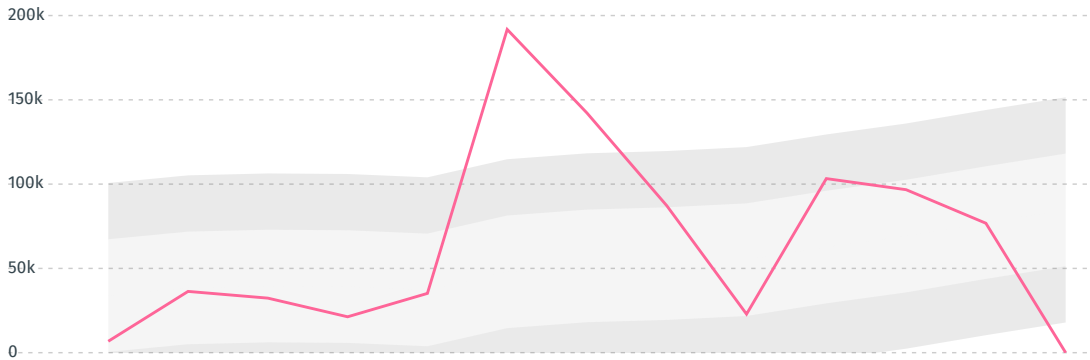
TOP EXPORT COUNTRIES OF COFFEE TO COLOMBIA IN 2016



| | |
|------------------|--------|
| GERMANY | 50.3% |
| LEBANON | 18.9% |
| FRANCE | 12.8% |
| KENYA | 9.8% |
| COSTA RICA | 6.8% |
| INDONESIA | 0.6% |
| BELGIUM | 0.3% |
| CHINA (MAINLAND) | 0.3% |
| SOUTH KOREA | 0.2% |
| NETHERLANDS | < 0.1% |

DEFORESTATION ALERTS IN COLOMBIA

There were **0** GLAD alerts reported in the week of the **25th of January 2021**. This was **unusually low** compared to the same week in previous years.



Caution: GLAD alerts from the last six months are preliminary. Revisions are made as unconfirmed alerts are removed from the data and alert totals are finalized six months after posting. Source: **Global Forest Watch**

Trase is a partnership between



In collaboration with



and many other organizations and individuals.

Donors



[Terms of Use](#) · [Privacy policy](#) · [Cookie policy](#) · [Contact us](#)