



# trase

## Colombia (exporter)

ACTIVITY      COMMODITY      YEAR  
**Exporter**      **Coffee**      **2016**

POPULATION      GDP      LAND AREA  
**48,175,048**      **282,825,009,887.5**      **1,109,500**

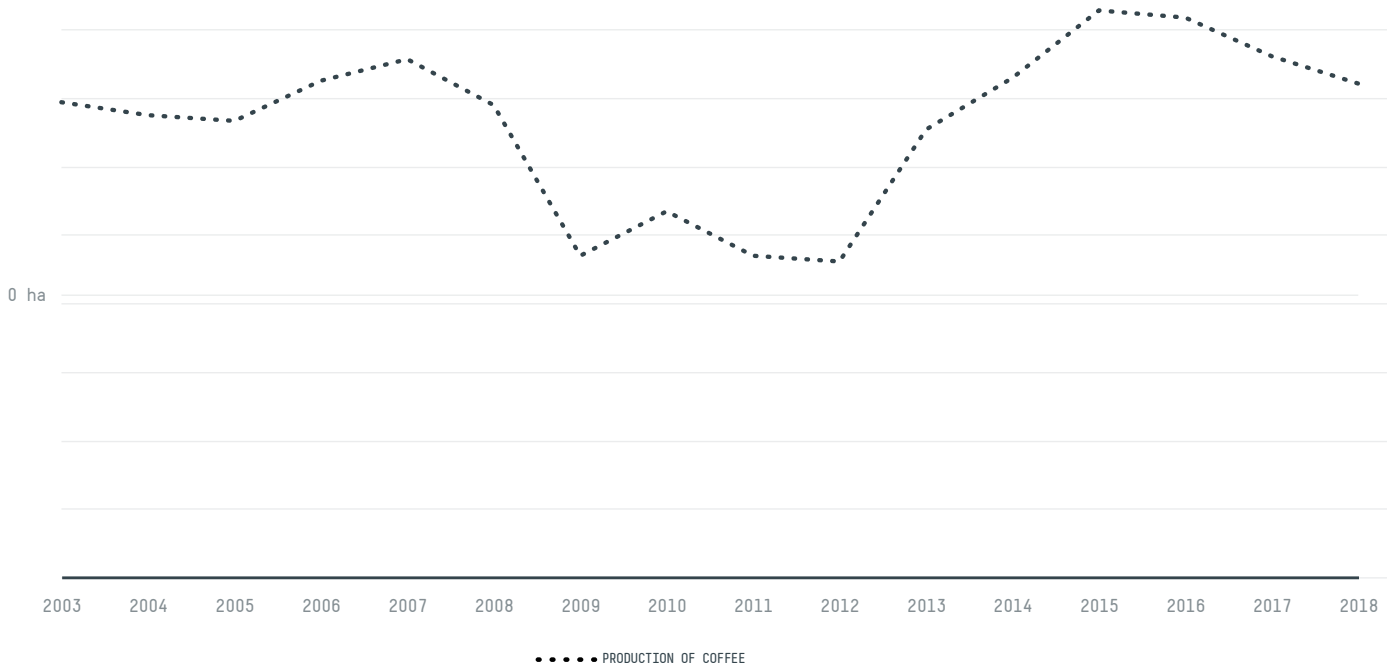
AGRICULTURAL LAND AREA      FORESTED LAND AREA      AGRICULTURAL EXPORT VALUE  
**446,656**      **584,750.2**      **6,662,131**

COLOMBIA is the world's 24th largest country by land mass, 29th largest by population size and is the world's 40th largest economy (by GDP). Forests make up 53% of its land mass and agricultural areas, 40%. It's placement in the Human Development Index is 0.759. COLOMBIA is a signatory to NYDF ENDORSER and ADP SIGNATORY.

### TOP EXPORTS IN 2016

| COMMODITY   | WORLD EXPORT RANKING | PRODUCTION | EXPORTS      | VALUE         |
|-------------|----------------------|------------|--------------|---------------|
| COFFEE      | 3                    | 818,243    | 739,694,930  | 2,461,113,788 |
| PALM KERNEL | 5                    | -          | 62,993,887   | 70,676,795    |
| COCOA       | 25                   | 56,785     | 16,634,553   | 65,871,268    |
| BEEF        | 45                   | 796,544    | 14,289,022.3 | 87,576,970    |
| WOOD PULP   | 42                   | -          | 580,258      | 498,927       |
| PALM OIL    | -                    | -          | -            | -             |

## DEFORESTATION TRAJECTORY OF COLOMBIA



### AGRICULTURAL INDICATORS

|                      | SCORE     |
|----------------------|-----------|
| Production of coffee | 818,243 t |
| Coffee Yield         | - t/ha    |

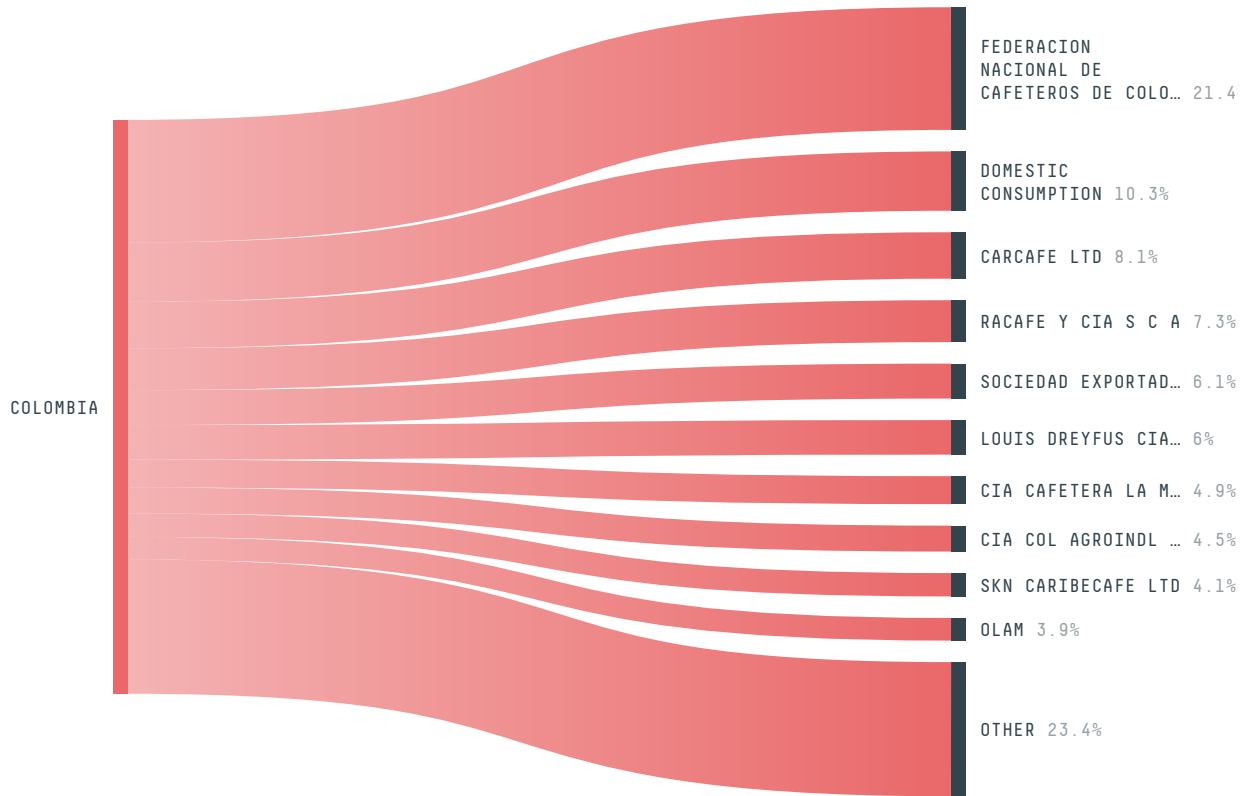
### ENVIRONMENTAL INDICATORS

|  | SCORE |
|--|-------|
| Territorial deforestation  | - ha  |
| Forest at risk of coffee expansion by 2050 due to climate change | - ha  |
| Water vulnerability  | - /5  |

### SOCIO-ECONOMIC INDICATORS

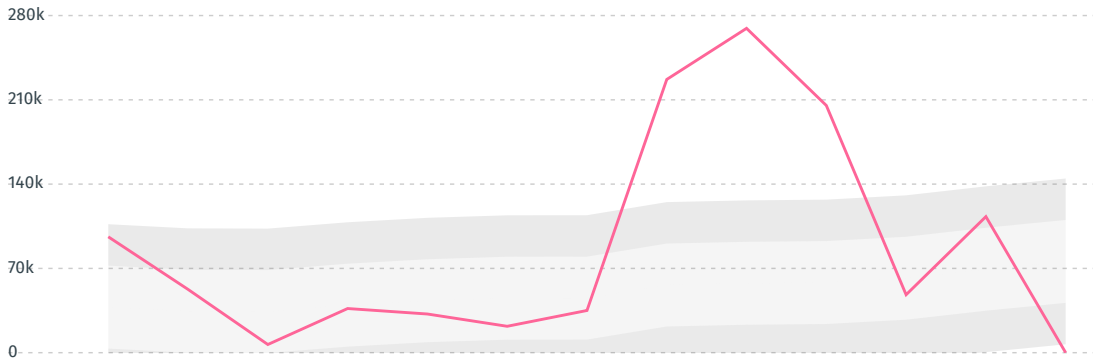
|                                | SCORE        |
|--------------------------------|--------------|
| GDP per capita                 | - USD/capita |
| Multidimensional Poverty Index | - %          |

## TOP IMPORT TRADERS OF COFFEE IN COLOMBIA IN 2016



DEFORESTATION ALERTS IN COLOMBIA

There were **0** GLAD alerts reported in the week of the **11th of January 2021**. This was **unusually low** compared to the same week in previous years.



Caution: GLAD alerts from the last six months are preliminary. Revisions are made as unconfirmed alerts are removed from the data and alert totals are finalized six months after posting. Source: **Global Forest Watch**

Trase is a partnership between




In collaboration with



and many other organizations and individuals.

Donors



[Terms of Use](#) · [Privacy policy](#) · [Cookie policy](#) · [Contact us](#)