



trase

INDIA (importer)

ACTIVITY	COMMODITY	YEAR
Importer	Cocoa	2018

POPULATION	GDP	SURFACE AREA
1,352,617,328	2,713,165,057,513.4	3,287,259.1

AGRICULTURAL LAND AREA	FORESTED LAND AREA
1,797,210	708,604

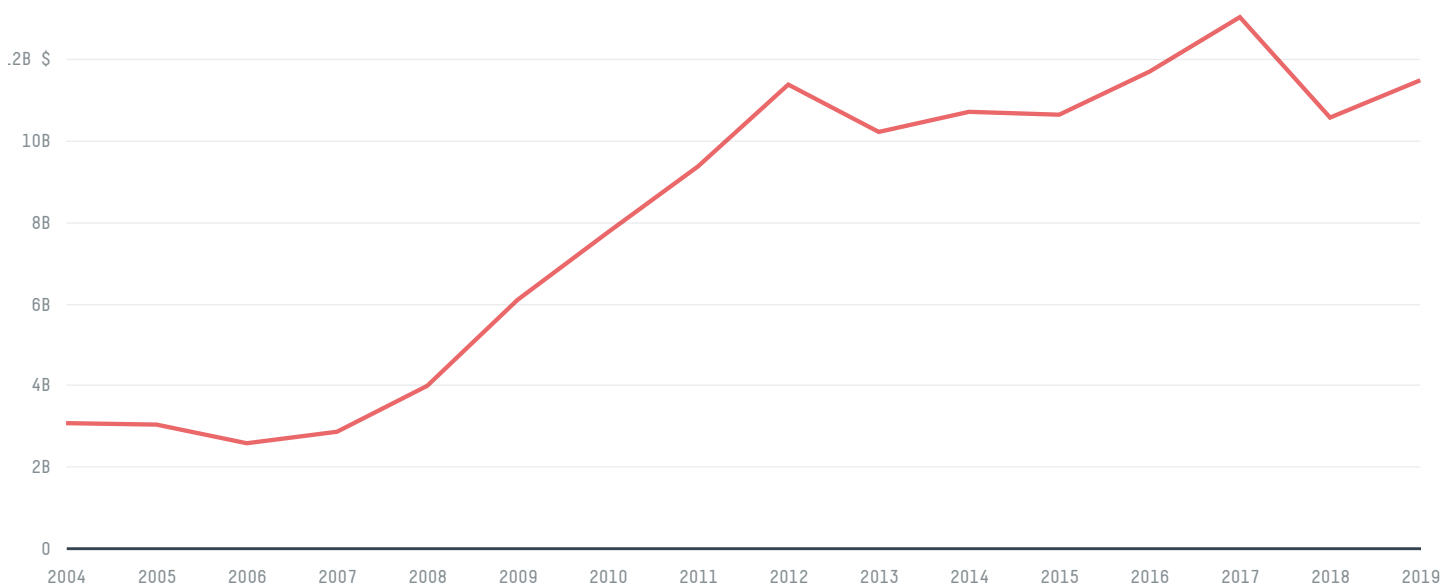
INDIA is the world's 7th largest country by area, 2nd largest by population size and is the world's 7th largest economy (by GDP). Forests make up 22% of its area, and agriculture 55%. It's placement in the Human Development Index is 0.647.

INDIA is a signatory to NYDF ENDORSER and ADP SIGNATORY.

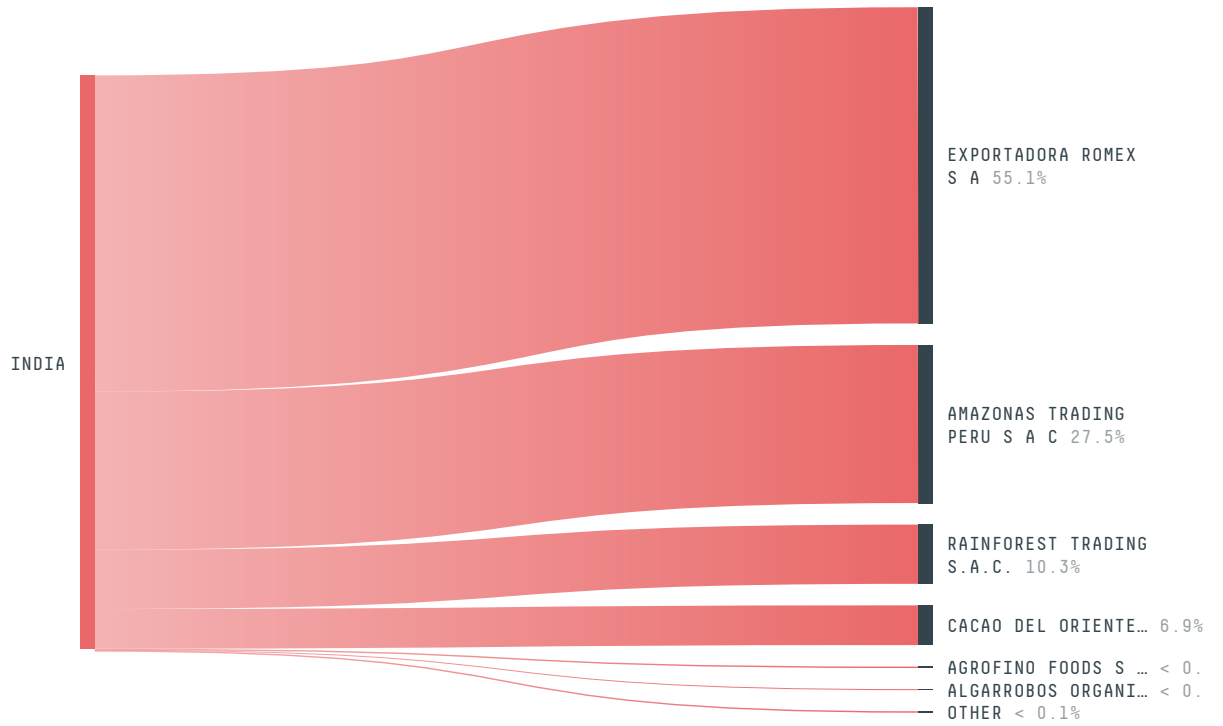
TOP IMPORTS IN 2018

COMMODITY	WORLD IMPORT RANKING	PRODUCTION	IMPORTS	VALUE
SUGARCANE	6	376,900,000	21,604,378,887.4	848,875,092
PALM OIL	1	-	8,927,647,155.3	5,478,078,051
SOY	12	13,786,000	3,215,743,080.9	2,347,463,683
WOOD PULP	2	-	838,239,564	720,668,470
COTTON	7	14,657,000	304,241,704.9	631,696,093
PALM KERNEL	7	-	125,678,337	126,269,613
COFFEE	22	326,982	86,854,064.8	150,174,103
COCOA	18	17,333	73,206,057	190,900,921
CORN	100	27,820,000	34,847,602.1	20,143,945
SHRIMP	42	692,300	3,776,151	38,951,491
PORK	103	296,145	939,571.4	4,377,203
CHICKEN	145	3,590,525	222,408	4,120,955

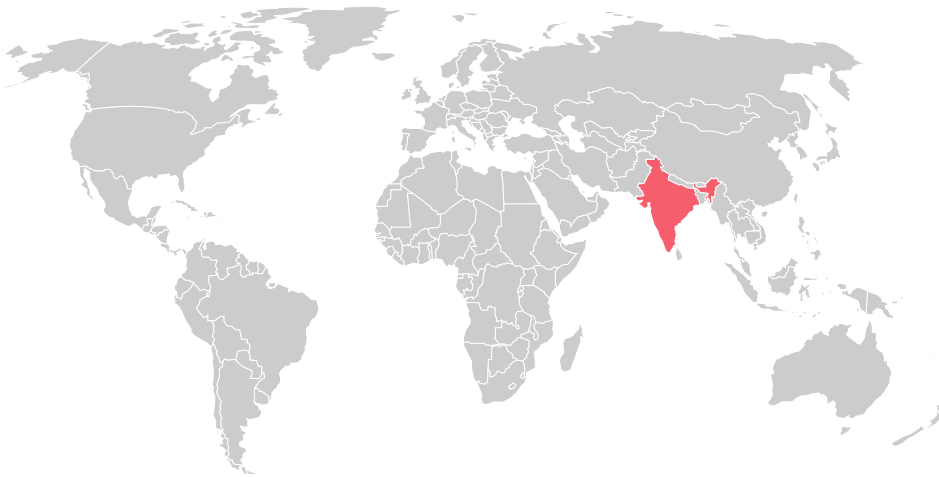
IMPORT TRAJECTORY OF INDIA



TOP EXPORT TRADERS OF COCOA IN INDIA IN 2018



TOP EXPORT COUNTRIES OF COCOA TO INDIA IN 2018






[For more info](#)


[EXPLORE ON GFW](#)

Trase is a partnership between

 Stockholm Environment Institute

 Global Canopy Programme

In collaboration with

 vizzuality

 The European Forest Institute

and many other organizations and individuals.

Donors

 The Global Environment Facility


 WWF


 Europe

 Gordon and Betty Moore Foundation

 The Nature Conservancy

 Department for International Development

 Formas

 Norway's International Climate and Forest Initiative (NICFI)

[Terms of Use](#) · [Privacy policy](#) · [Cookie policy](#) · [Contact us](#)