



trase

CANADA (importer)

ACTIVITY	COMMODITY	YEAR
Importer	Cocoa	2018

POPULATION	GDP	SURFACE AREA
37,057,765	1,716,262,621,082.2	9,984,670

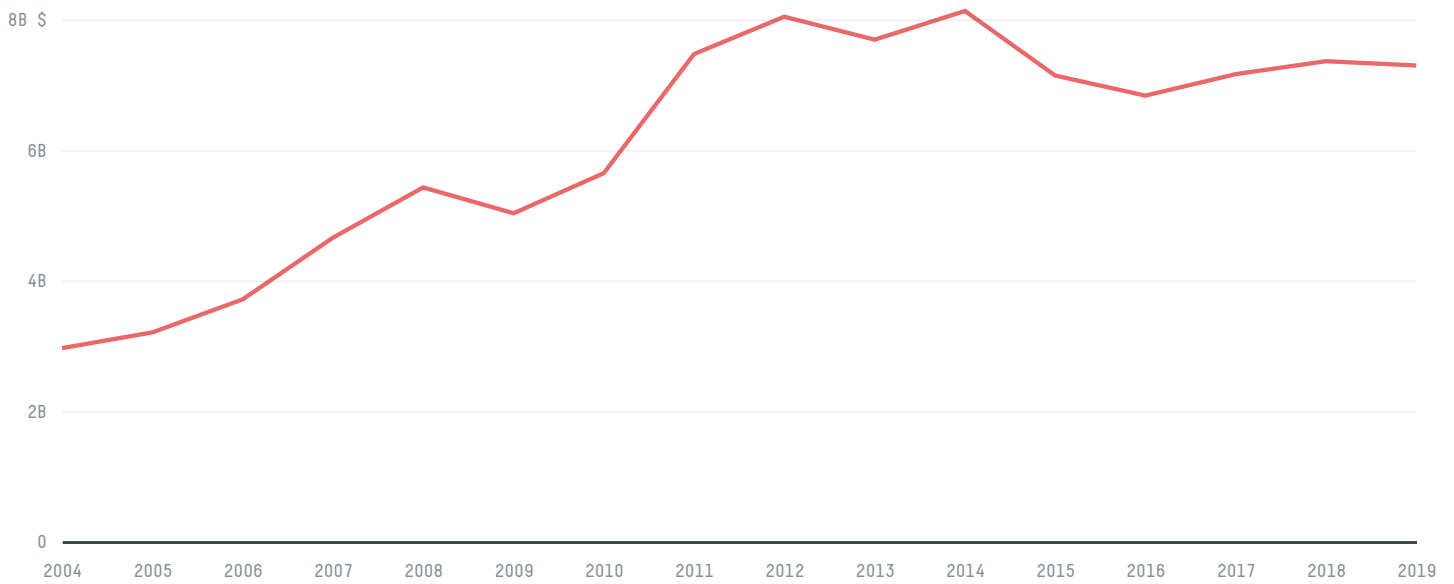
AGRICULTURAL LAND AREA	FORESTED LAND AREA
626,710	3,470,224.1

CANADA is the world's 2nd largest country by area, 39th largest by population size and is the world's 11th largest economy (by GDP). Forests make up 35% of its area, and agriculture 6%. It's placement in the Human Development Index is 0.922. CANADA is a signatory to NYDF ENDORSER and ADP SIGNATORY.

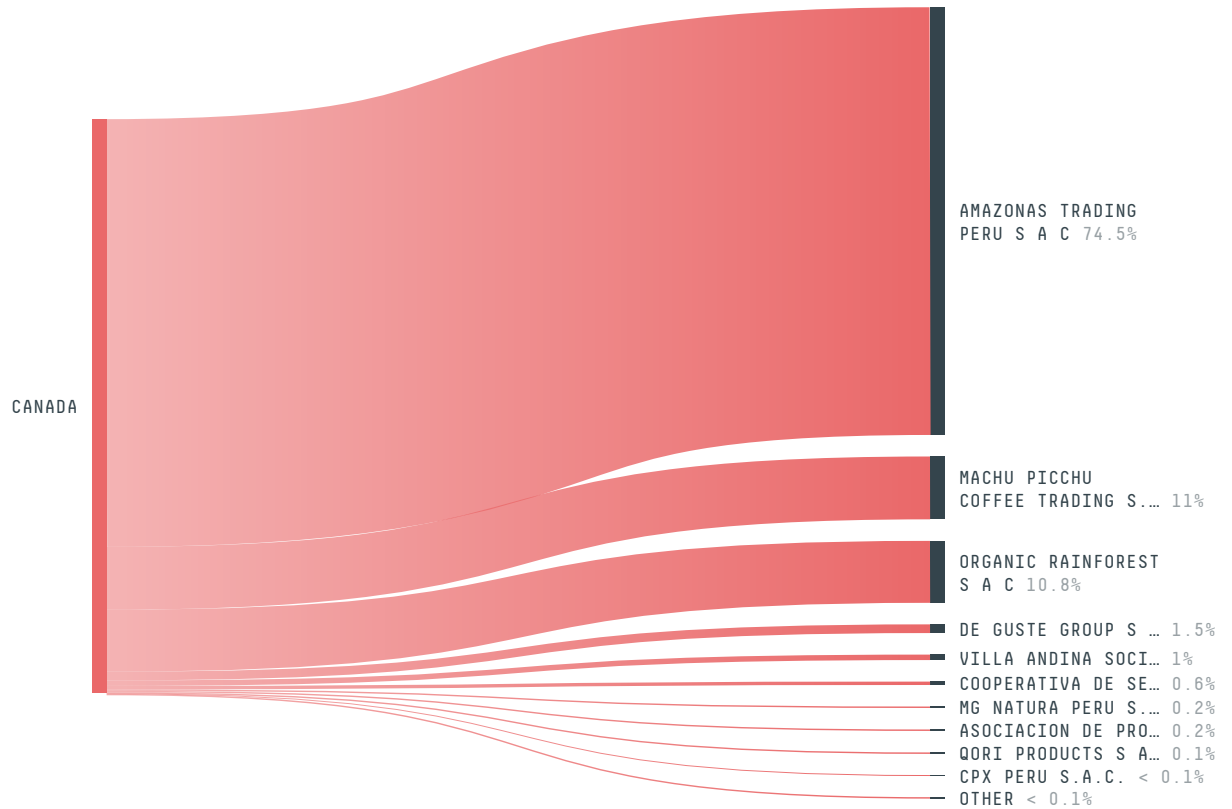
TOP IMPORTS IN 2018

COMMODITY	WORLD IMPORT RANKING	PRODUCTION	IMPORTS	VALUE
SOY	24	7,266,600	2,043,533,070	751,067,863
CHICKEN	23	1,296,406	166,120,750.5	504,700,557
PALM OIL	47	-	114,647,243.4	98,039,224
BEEF	30	1,231,352	113,491,932.9	1,209,861,378
PORK	35	2,142,283	66,401,278.9	873,559,227
CORN	83	13,884,800	55,691,090.7	576,694,452
COTTON	28	0	22,472,350.5	11,537,538
COCOA	56	0	6,231,485	529,859,337
PALM KERNEL	56	-	970,422	21,895,713
SUGARCANE	155	0	856,642	1,042,727,441
SHRIMP	70	0	567,322	375,910,220
COFFEE	155	0	0	1,357,343,092
WOOD PULP	120	-	0	11,725,520

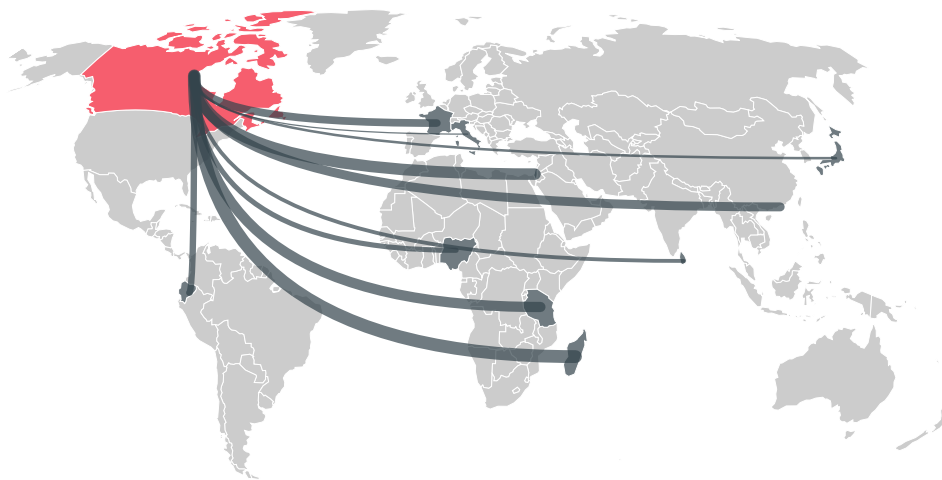
IMPORT TRAJECTORY OF CANADA



TOP EXPORT TRADERS OF COCOA IN CANADA IN 2018



TOP EXPORT COUNTRIES OF COCOA TO CANADA IN 2018



ISRAEL 31.3%

MADAGASCAR 31.3%

TANZANIA 18.8%

CHINA (HONG KONG)
15.6%

FRANCE 3.1%

ITALY < 0.1%

JAPAN < 0.1%

SRI LANKA < 0.1%

NIGERIA < 0.1%

ECUADOR < 0.1%




[For more info](#)


[EXPLORE ON GFW](#)

Trase is a partnership between

 Stockholm Environment Institute

 Global Canopy Programme

In collaboration with

 vizzuality

 The European Forest Institute

and many other organizations and individuals.

Donors

 The Global Environment Facility

 WWF

 Europe

 Gordon and Betty Moore Foundation

 The Nature Conservancy

 Department for International Development

 Formas

 Norway's International Climate and Forest Initiative (NICFI)

[Terms of Use](#) · [Privacy policy](#) · [Cookie policy](#) · [Contact us](#)