



trase

MEXICO (importer)

ACTIVITY	COMMODITY	YEAR
Importer	Soy	2017

POPULATION	GDP	SURFACE AREA
124,777,324	1,158,913,035,796.4	1,964,375

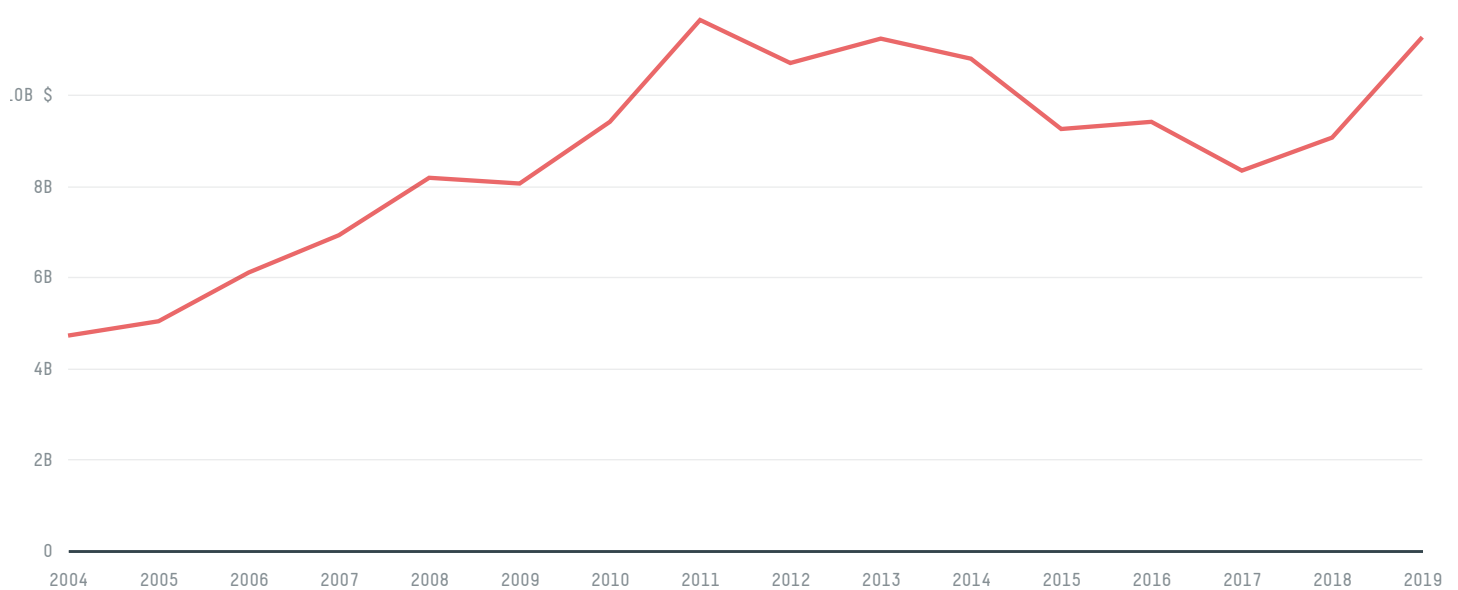
AGRICULTURAL LAND AREA	FORESTED LAND AREA
1,062,360	659,484

MEXICO is the world's 13th largest country by area, 11th largest by population size and is the world's 15th largest economy (by GDP). Forests make up 34% of its area, and agriculture 54%. It's placement in the Human Development Index is 0.765. MEXICO is a signatory to NYDF ENDORSER and ADP SIGNATORY.

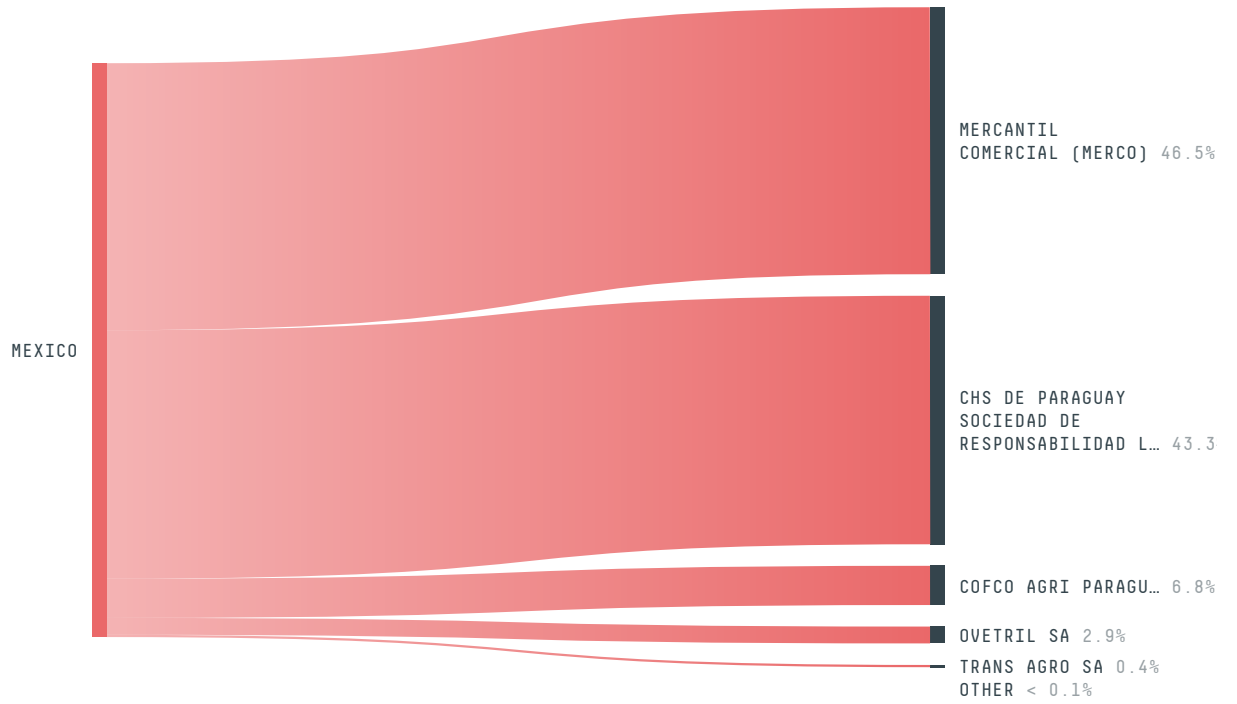
TOP IMPORTS IN 2017

COMMODITY	WORLD IMPORT RANKING	PRODUCTION	IMPORTS	VALUE
SUGARCANE	45	56,954,993	2,549,065,115.9	145,221,707
SOY	21	432,927	2,106,794,963.3	798,729,139
PORK	7	1,441,851	814,972,914.2	1,738,458,950
CHICKEN	7	3,211,687	534,270,761.8	901,716,349
PALM OIL	22	-	439,296,179.4	326,400,667
BEEF	12	1,926,901	320,297,997.1	1,113,448,513
CORN	47	27,763,203	290,794,287.7	2,969,603,155
COTTON	8	1,009,103	256,537,677.6	64,590,549
COCOA	22	27,287	48,797,579	133,622,501
WOOD PULP	25	-	39,483,252	36,267,369
COFFEE	62	153,795	14,084,039.8	85,827,978
PALM KERNEL	40	-	3,540,093	5,697,151
SHRIMP	50	150,043.4	1,602,485	10,697,842

IMPORT TRAJECTORY OF MEXICO



TOP EXPORT TRADERS OF SOY IN MEXICO IN 2017

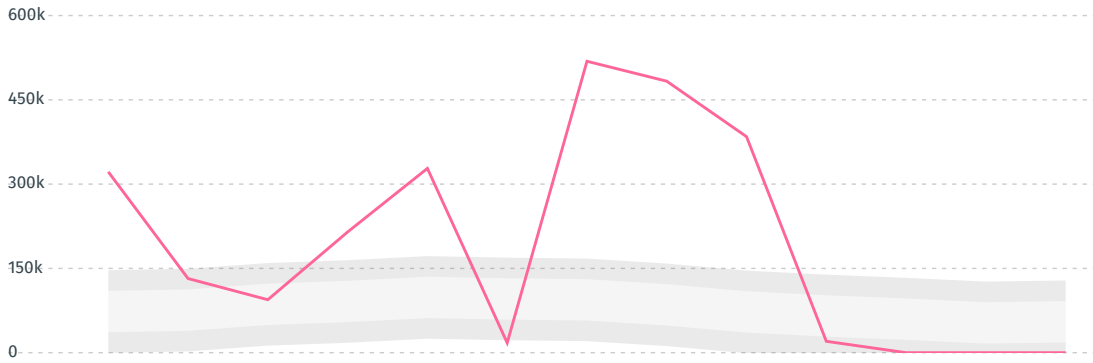


TOP EXPORT COUNTRIES OF SOY TO MEXICO IN 2017




DEFORESTATION ALERTS IN PARAGUAY

There were **0** GLAD alerts reported in the week of the **18th of January 2021**. This was **low** compared to the same week in previous years.

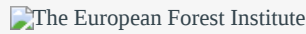
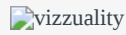


Caution: GLAD alerts from the last six months are preliminary. Revisions are made as unconfirmed alerts are removed from the data and alert totals are finalized six months after posting. Source: **Global Forest Watch**

Trase is a partnership between



In collaboration with



and many other organizations and individuals.

Donors



[Terms of Use](#) · [Privacy policy](#) · [Cookie policy](#) · [Contact us](#)