



trase

MALAYSIA (importer)

ACTIVITY	COMMODITY	YEAR
Importer	Soy	2017

POPULATION	GDP	LAND AREA
31,105,028	319,112,136,545.4	328,550

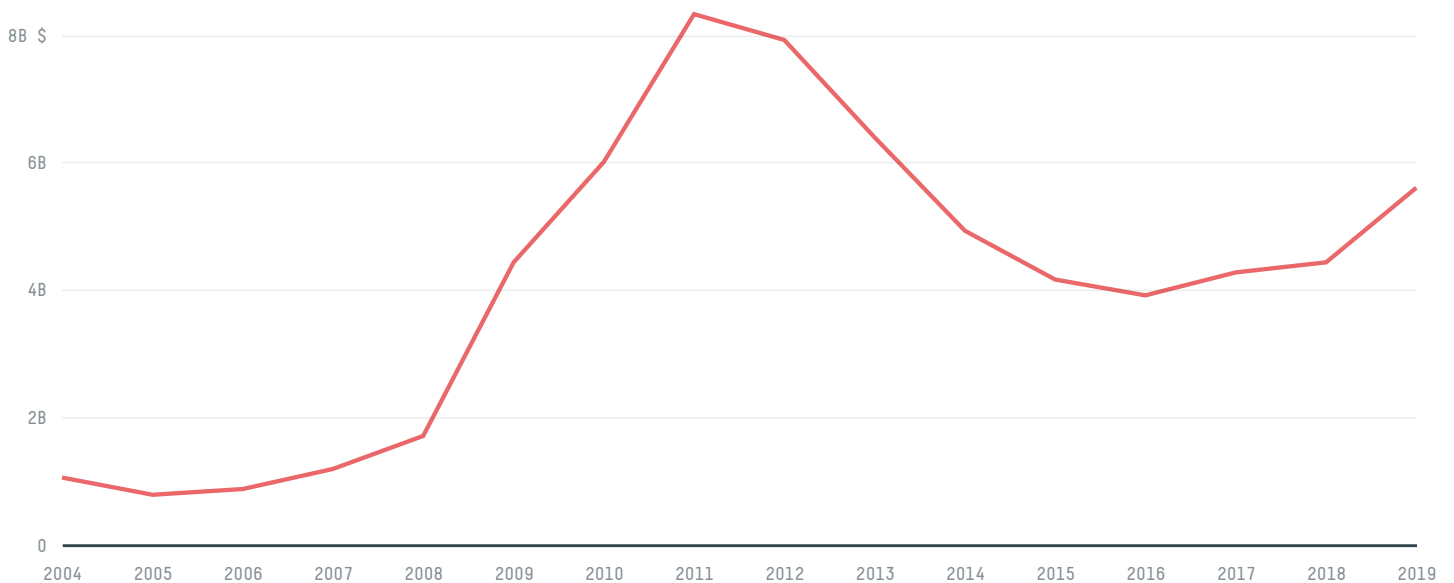
AGRICULTURAL LAND AREA	FORESTED LAND AREA
86,270	222,092

MALAYSIA is the world's 64th largest country by land mass, 44th largest by population size and is the world's 38th largest economy (by GDP). Forests make up 68% of its land mass and agricultural areas, 26%. It's placement in the Human Development Index is 0.802. MALAYSIA is a signatory to NYDF ENDORSER and ADP SIGNATORY.

TOP IMPORTS IN 2017

COMMODITY	WORLD IMPORT RANKING	PRODUCTION	IMPORTS	VALUE
SUGARCANE	8	29,990	15,407,055,511.6	933,655,373
CORN	9	72,561	4,057,380,890.9	849,965,552
COCOA	5	1,029	398,378,316	874,696,790
BEEF	14	42,158	223,529,046.9	592,117,860
WOOD PULP	26	-	174,709,845	121,801,285
COTTON	15	0	112,865,882.1	188,395,713
COFFEE	19	8,109	106,731,885	270,615,365
SHRIMP	19	46,074.7	23,526,425	90,944,769
PORK	41	194,375	6,243,321.5	17,855,392
CHICKEN	34	1,648,491	2,099,948.6	16,458,161
SOY	91	0	999,581.8	997,316
PALM OIL	-	-	-	-

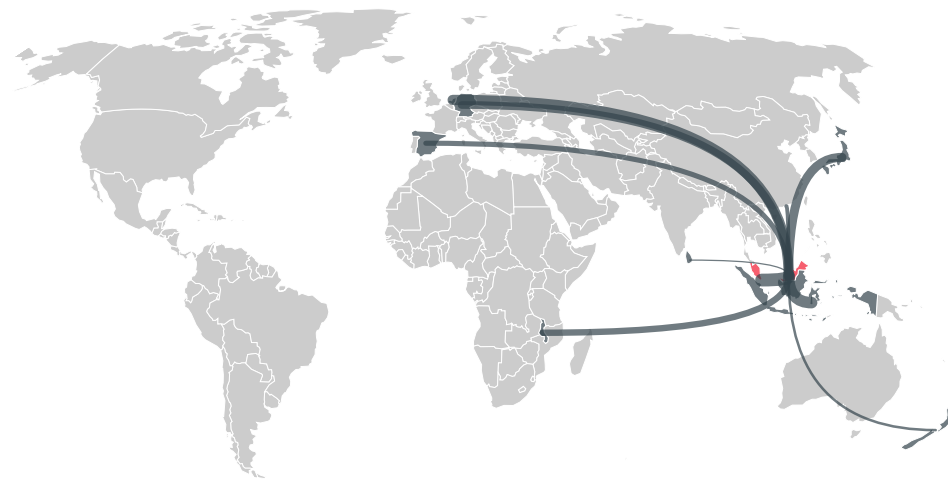
IMPORT TRAJECTORY OF MALAYSIA



TOP EXPORT TRADERS OF SOY IN MALAYSIA IN 2017



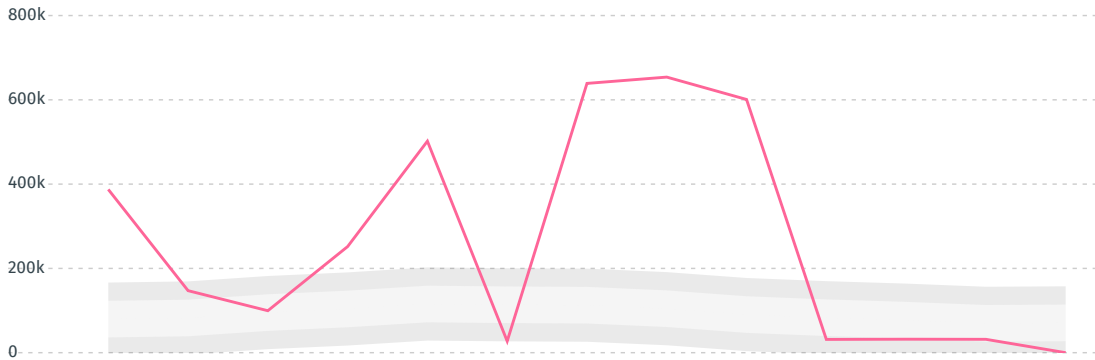
TOP EXPORT COUNTRIES OF SOY TO MALAYSIA IN 2017



Country	Percentage
SINGAPORE	38.7%
INDONESIA	20.2%
NETHERLANDS	11.9%
JAPAN	9.3%
GERMANY	6.9%
MALAWI	4.5%
SPAIN	3.5%
CHINA (HONG KONG)	2.9%
NEW ZEALAND	1.7%
SRI LANKA	0.4%

DEFORESTATION ALERTS IN PARAGUAY

There were **0** GLAD alerts reported in the week of the **18th of January 2021**. This was **low** compared to the same week in previous years.



Caution: GLAD alerts from the last six months are preliminary. Revisions are made as unconfirmed alerts are removed from the data and alert totals are finalized six months after posting. Source: **Global Forest Watch**

Trase is a partnership between



In collaboration with



and many other organizations and individuals.

Donors



[Terms of Use](#) · [Privacy policy](#) · [Cookie policy](#) · [Contact us](#)