



trase

LEBANON (importer)

ACTIVITY	COMMODITY	YEAR
Importer	Soy	2018

POPULATION	GDP	SURFACE AREA
6,848,925	54,961,275,741.6	10,450

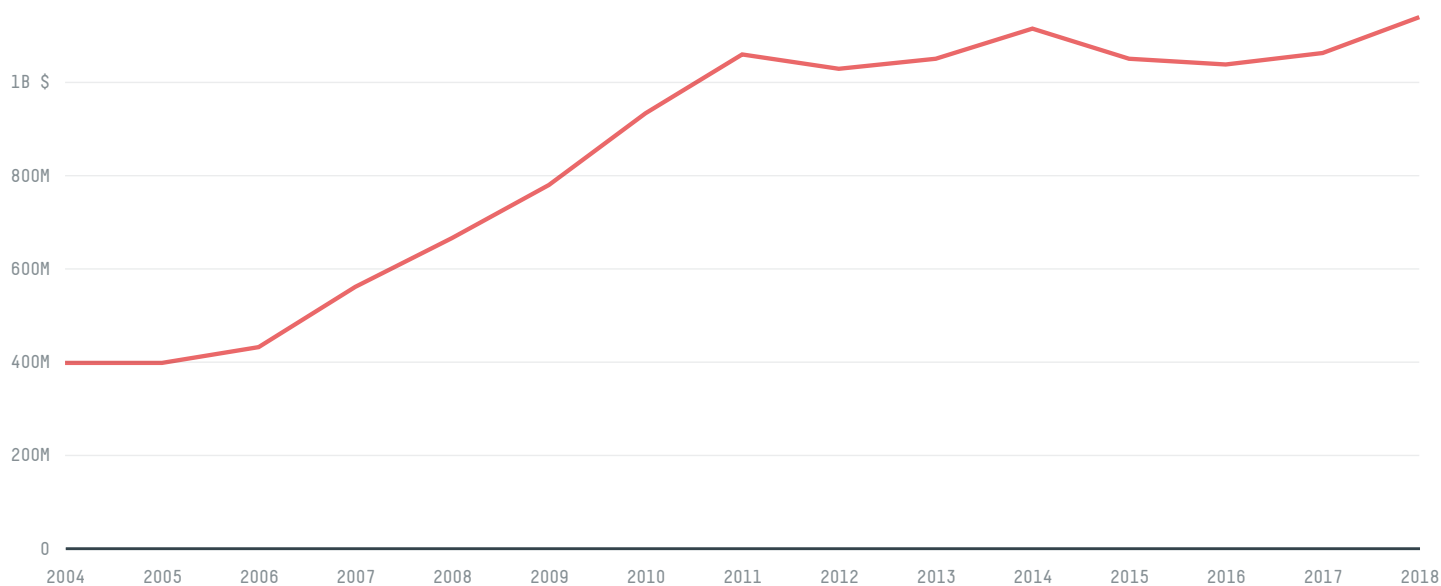
AGRICULTURAL LAND AREA	FORESTED LAND AREA
6,580	1,373.8

LEBANON is the world's 161st largest country by area, 107th largest by population size and is the world's 83rd largest economy (by GDP). Forests make up 13% of its area, and agriculture 63%. It's placement in the Human Development Index is 0.73. LEBANON is a signatory to NYDF ENDORSER and ADP SIGNATORY.


TOP IMPORTS IN 2018

COMMODITY	WORLD IMPORT RANKING	PRODUCTION	IMPORTS	VALUE
SUGARCANE	53	91	2,011,968,356.1	102,757,195
CORN	36	3,288	593,159,460.4	136,173,646
SOY	53	0	290,359,812.2	125,877,875
COFFEE	40	0	44,791,232.8	130,347,726
BEEF	44	43,193	42,872,565.9	530,666,476
COTTON	21	0	33,858,434.7	8,317,973
PALM OIL	75	-	24,431,129.5	21,971,109
WOOD PULP	35	-	15,185,280	12,374,486
CHICKEN	94	125,821	10,073,962	30,320,830
PORK	79	597	3,329,069.9	11,787,495
SHRIMP	48	15	2,462,792	19,070,049
COCOA	67	0	2,450,794	8,705,093

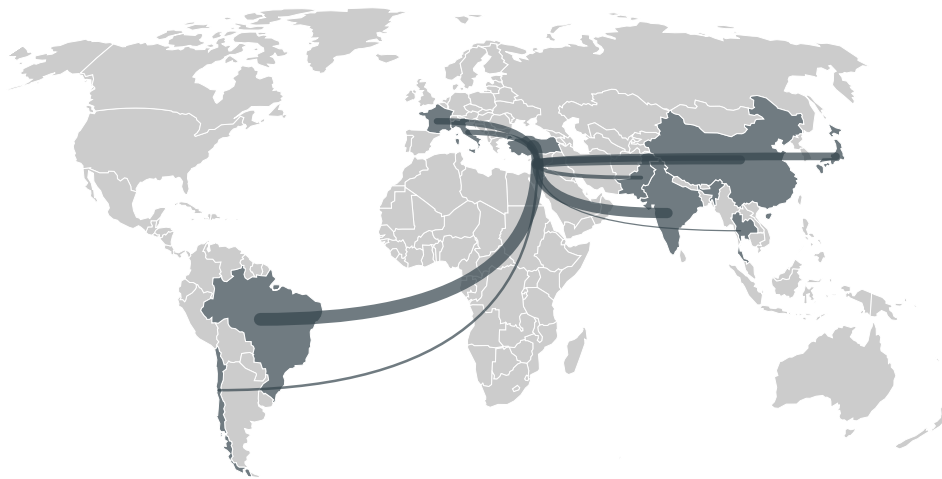
IMPORT TRAJECTORY OF LEBANON



TOP EXPORT TRADERS OF SOY IN LEBANON IN 2018



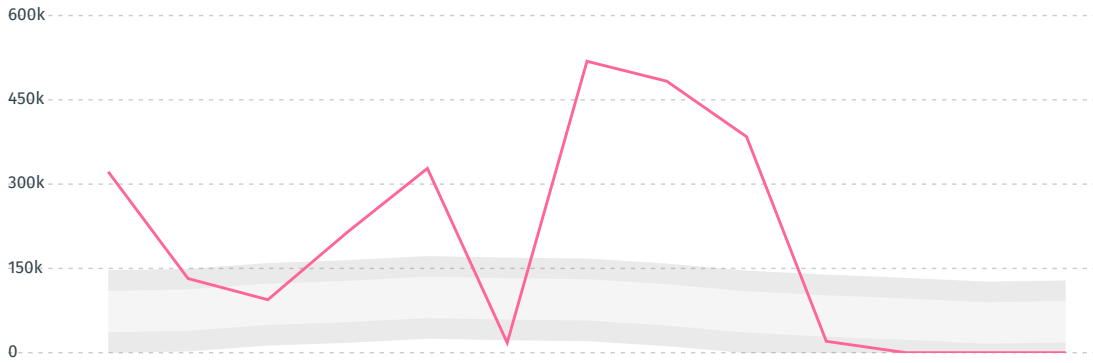
TOP EXPORT COUNTRIES OF SOY TO LEBANON IN 2018



Country	Percentage
BRAZIL	54.6%
TURKEY	23.3%
INDIA	12.4%
CHINA (MAINLAND)	7.3%
JAPAN	1.4%
FRANCE	0.4%
ITALY	0.4%
PAKISTAN	0.2%
CHILE	< 0.1%
THAILAND	< 0.1%

DEFORESTATION ALERTS IN PARAGUAY

There were **0** GLAD alerts reported in the week of the **18th of January 2021**. This was **low** compared to the same week in previous years.



Caution: GLAD alerts from the last six months are preliminary. Revisions are made as unconfirmed alerts are removed from the data and alert totals are finalized six months after posting. Source: **Global Forest Watch**

Trase is a partnership between



In collaboration with



and many other organizations and individuals.

Donors



[Terms of Use](#) · [Privacy policy](#) · [Cookie policy](#) · [Contact us](#)