



trase

ISRAEL (importer)

ACTIVITY	COMMODITY	YEAR
Importer	Soy	2018

POPULATION	GDP	SURFACE AREA
8,882,800	370,587,977,125.7	22,070

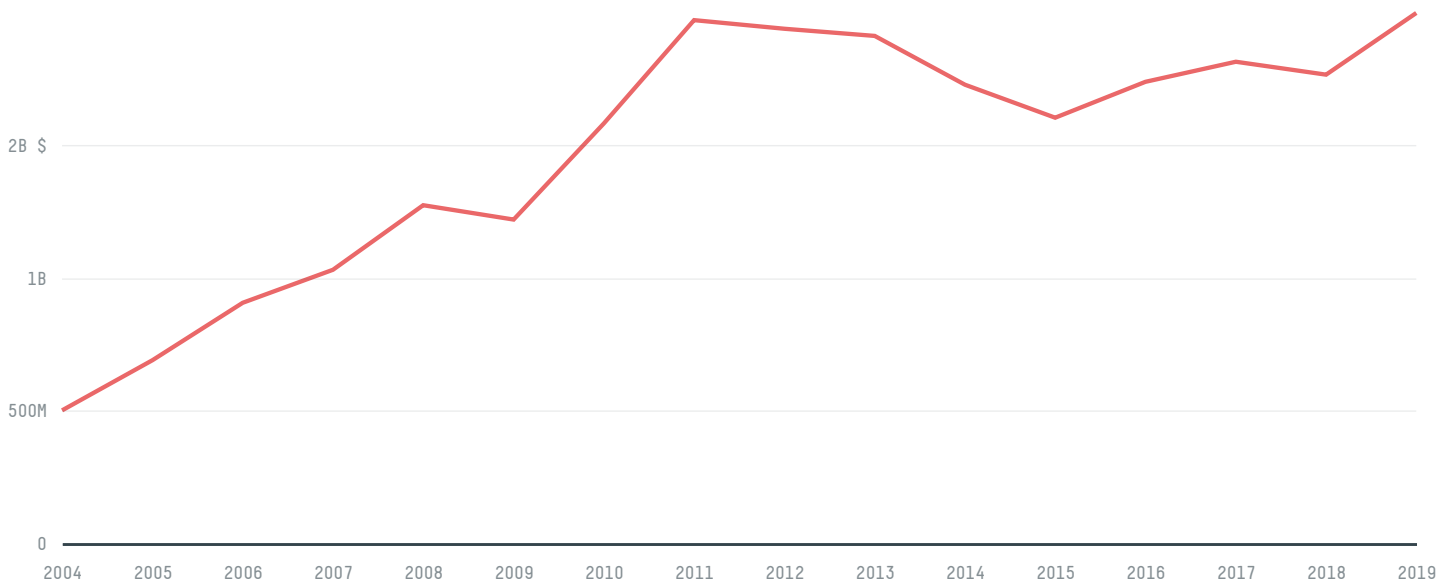
AGRICULTURAL LAND AREA	FORESTED LAND AREA
5,320	1,672

ISRAEL is the world's 147th largest country by area, 96th largest by population size and is the world's 33rd largest economy (by GDP). Forests make up 8% of its area, and agriculture 24%. It's placement in the Human Development Index is 0.906. ISRAEL is a signatory to NYDF ENDORSER and ADP SIGNATORY.

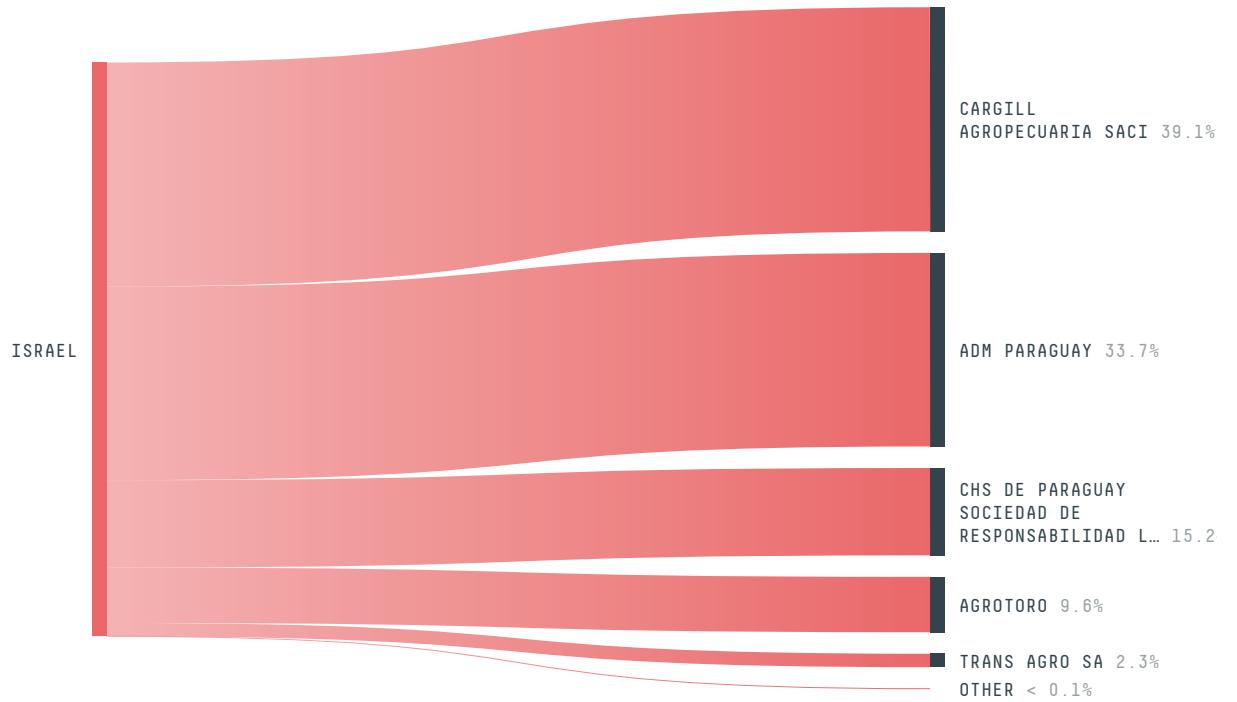
TOP IMPORTS IN 2018

COMMODITY	WORLD IMPORT RANKING	PRODUCTION	IMPORTS	VALUE
SUGARCANE	57	0	1,777,684,232.9	121,403,000
CORN	19	81,930	1,549,689,474.2	351,378,000
SOY	45	0	494,289,111.3	242,595,000
BEEF	26	122,368	131,312,752	750,432,000
COFFEE	45	0	37,901,385.5	195,381,000
PALM OIL	69	-	32,390,623.1	28,984,000
COCOA	39	0	14,765,662	53,464,000
PALM KERNEL	41	-	2,424,081	3,302,000
SHRIMP	55	0	1,456,285	13,912,000
WOOD PULP	61	-	990,518	945,000
COTTON	96	23,300	307,074.4	429,000
CHICKEN	150	546,715	41,749.1	4,162,000
PORK	146	13,323	1,729	176,000


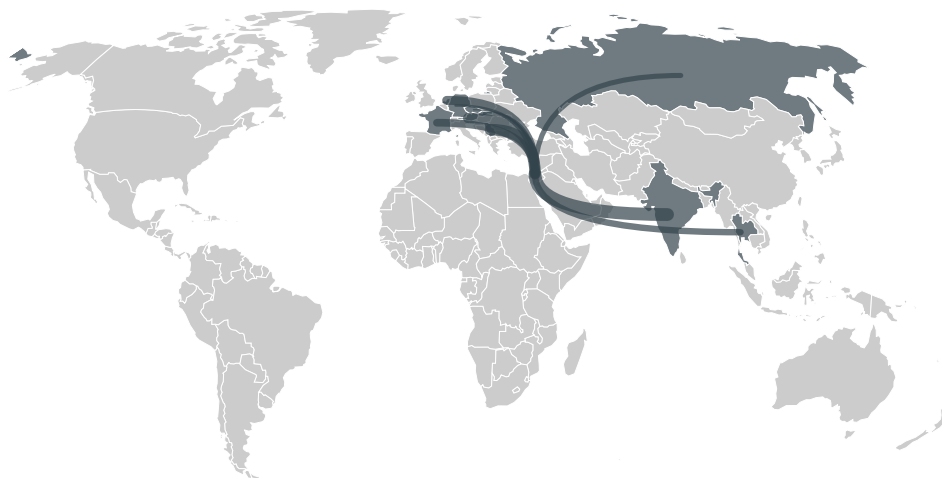
IMPORT TRAJECTORY OF ISRAEL



TOP EXPORT TRADERS OF SOY IN ISRAEL IN 2018

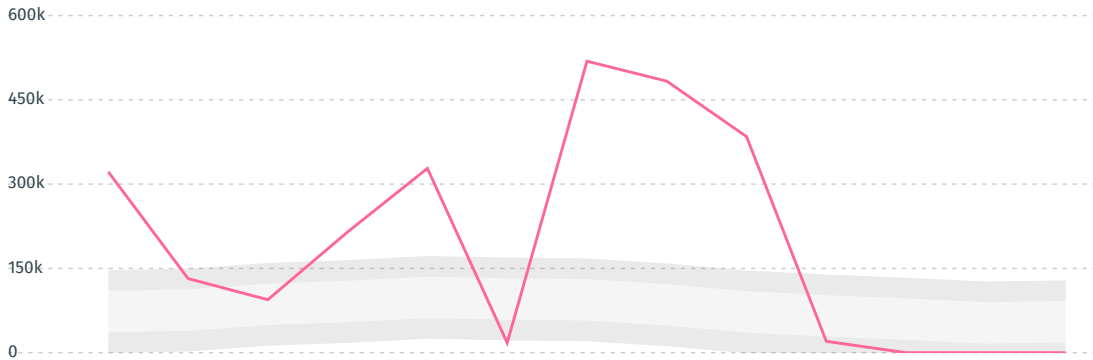


TOP EXPORT COUNTRIES OF SOY TO ISRAEL IN 2018



DEFORESTATION ALERTS IN PARAGUAY

There were **0** GLAD alerts reported in the week of the **18th of January 2021**. This was **low** compared to the same week in previous years.



Caution: GLAD alerts from the last six months are preliminary. Revisions are made as unconfirmed alerts are removed from the data and alert totals are finalized six months after posting. Source: **Global Forest Watch**

Trase is a partnership between



In collaboration with



and many other organizations and individuals.

Donors



[Terms of Use](#) · [Privacy policy](#) · [Cookie policy](#) · [Contact us](#)