



trase

## INDONESIA (importer)

ACTIVITY	COMMODITY	YEAR
<b>Importer</b>	<b>Soy</b>	<b>2018</b>

POPULATION	GDP	LAND AREA
<b>267,663,435</b>	<b>1,042,240,309,412.6</b>	<b>1,811,570</b>

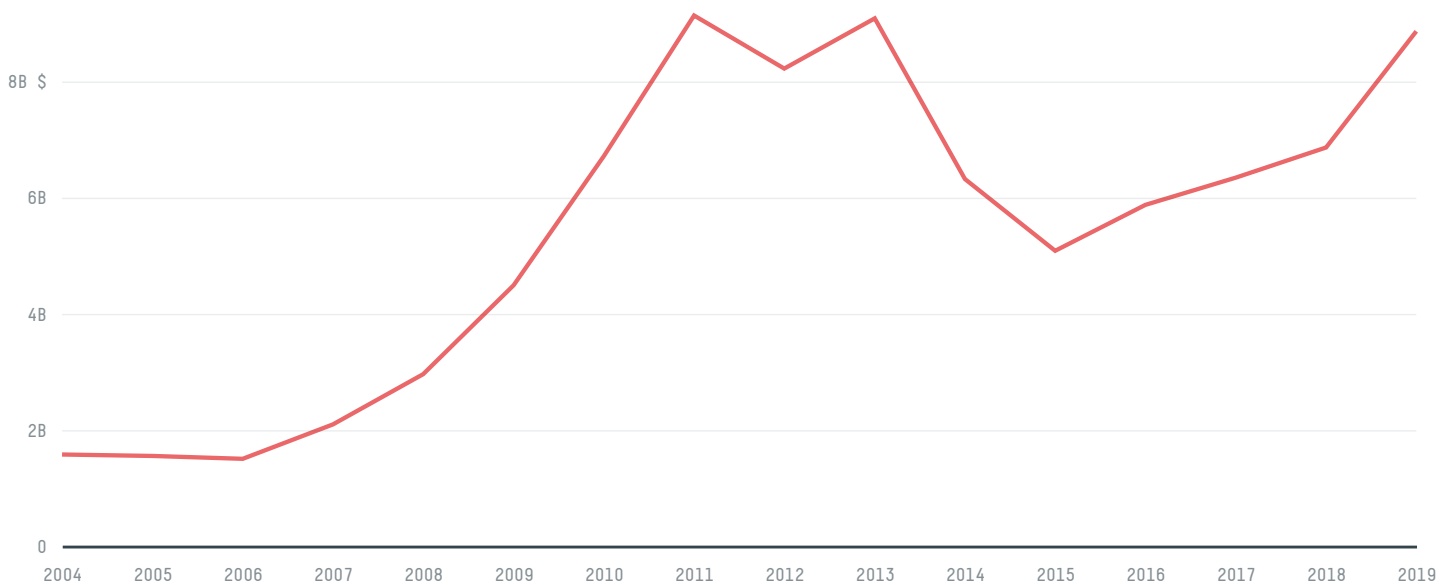
AGRICULTURAL LAND AREA	FORESTED LAND AREA
<b>570,000</b>	<b>903,256</b>

INDONESIA is the world's 14th largest country by land mass, 4th largest by population size and is the world's 16th largest economy (by GDP). Forests make up 50% of its land mass and agricultural areas, 31%. It's placement in the Human Development Index is 0.707. INDONESIA is a signatory to NYDF ENDORSER and ADP SIGNATORY.

## TOP IMPORTS IN 2018

COMMODITY	WORLD IMPORT RANKING	PRODUCTION	IMPORTS	VALUE
SUGARCANE	1	21,744,000	39,363,986,128.9	1,848,499,729
WOOD PULP	8	-	1,260,353,050	1,088,518,100
CORN	22	30,253,938	1,150,480,132.6	312,349,976
COTTON	4	417	762,953,895.9	1,441,971,079
COCOA	7	593,832	271,800,912	604,391,789
COFFEE	21	722,461	85,258,596.5	182,159,898
SOY	19	953,571	35,255,855.9	33,363,368
SHRIMP	67	911,857	719,710	10,573,390
PALM OIL	-	-	-	-
CHICKEN	114	2,544,105	0	31,077,680

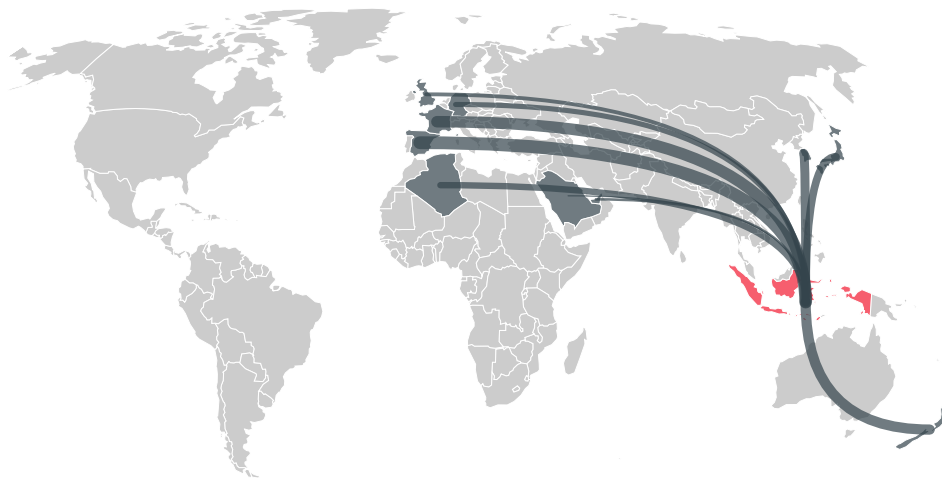
## IMPORT TRAJECTORY OF INDONESIA



## TOP EXPORT TRADERS OF SOY IN INDONESIA IN 2018




## TOP EXPORT COUNTRIES OF SOY TO INDONESIA IN 2018




Country	Percentage
SPAIN	38.1%
FRANCE	31.1%
NEW ZEALAND	22.3%
SOUTH KOREA	5.2%
JAPAN	1.6%
ALGERIA	0.8%
GERMANY	0.6%
UNITED KINGDOM	0.2%
UNITED ARAB EMIRATES	< 0.1%
SAUDI ARABIA	< 0.1%


Trase is a partnership between

 Stockholm Environment Institute

 Global Canopy Programme

In collaboration with

 vizzuality

 The European Forest Institute

and many other organizations and individuals.

Donors

 The Global Environment Facility

 WWF

 Europe

 Gordon and Betty Moore Foundation

 The Nature Conservancy

 Department for International Development

 Formas

 Norway's International Climate and Forest Initiative (NICFI)

[Terms of Use](#) · [Privacy policy](#) · [Cookie policy](#) · [Contact us](#)