



trase

GREECE (importer)

ACTIVITY	COMMODITY	YEAR
Importer	Soy	2018

POPULATION	GDP	LAND AREA
10,732,882	218,138,367,208.8	128,900

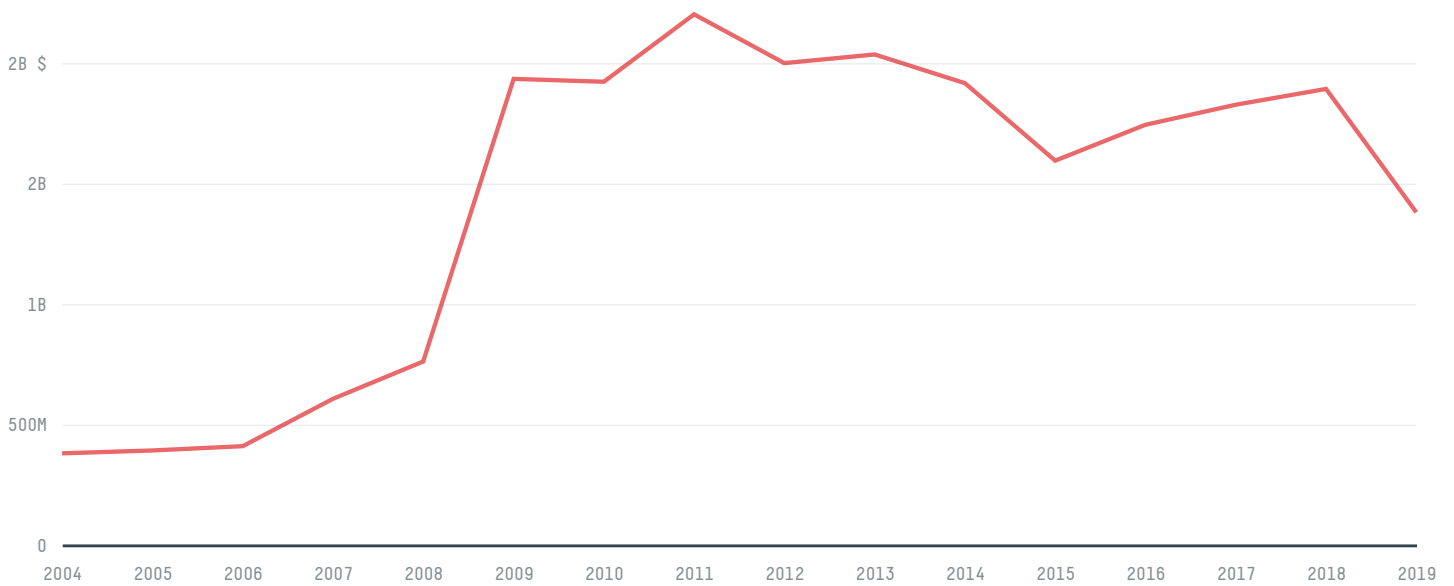
AGRICULTURAL LAND AREA	FORESTED LAND AREA
61,360	40,842

GREECE is the world's 94th largest country by land mass, 84th largest by population size and is the world's 51st largest economy (by GDP). Forests make up 32% of its land mass and agricultural areas, 48%. It's placement in the Human Development Index is 0.872. GREECE is a signatory to NYDF ENDORSER and ADP SIGNATORY.


TOP IMPORTS IN 2018

COMMODITY	WORLD IMPORT RANKING	PRODUCTION	IMPORTS	VALUE
SUGARCANE	36	0	2,597,167,404.4	137,400,983
CORN	30	1,205,980	808,256,049.9	202,624,825
PORK	13	77,641	180,345,222	469,198,197
BEEF	24	39,658	137,969,677.9	611,300,589
WOOD PULP	42	-	92,661,534	78,039,958
COFFEE	31	0	51,825,114.5	240,840,237
COCOA	38	0	15,105,807	51,368,884
SHRIMP	29	0	8,080,208	61,069,508
SOY	52	9,490	5,046,653.8	3,310,713
CHICKEN	25	239,861	3,877,081.7	6,187,613
PALM OIL	-	-	-	-

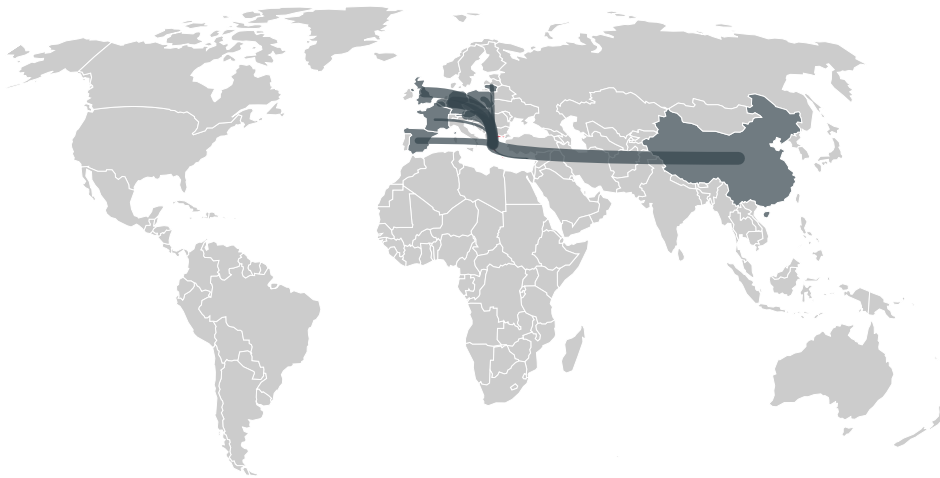
IMPORT TRAJECTORY OF GREECE



TOP EXPORT TRADERS OF SOY IN GREECE IN 2018



TOP EXPORT COUNTRIES OF SOY TO GREECE IN 2018



CHINA (MAINLAND)
65.9%

GERMANY 26.6%

UNITED KINGDOM 2.8%

AUSTRIA 2.4%

BELGIUM 1.1%

SPAIN 0.6%

POLAND 0.3%

LITHUANIA 0.1%

FRANCE < 0.1%

CYPRUS < 0.1%


Trase is a partnership between

 Stockholm Environment Institute

 Global Canopy Programme

In collaboration with

 vizzuality

 The European Forest Institute

and many other organizations and individuals.

Donors

 The Global Environment Facility

 WWF

 Europe

 Gordon and Betty Moore Foundation

 The Nature Conservancy

 Department for International Development

 Formas

 Norway's International Climate and Forest Initiative (NICFI)

[Terms of Use](#) · [Privacy policy](#) · [Cookie policy](#) · [Contact us](#)