



trase

BRAZIL (importer)

ACTIVITY	COMMODITY	YEAR
Importer	Shrimp	2019

POPULATION	GDP	SURFACE AREA
211,049,527	1,839,758,040,765.6	8,515,770

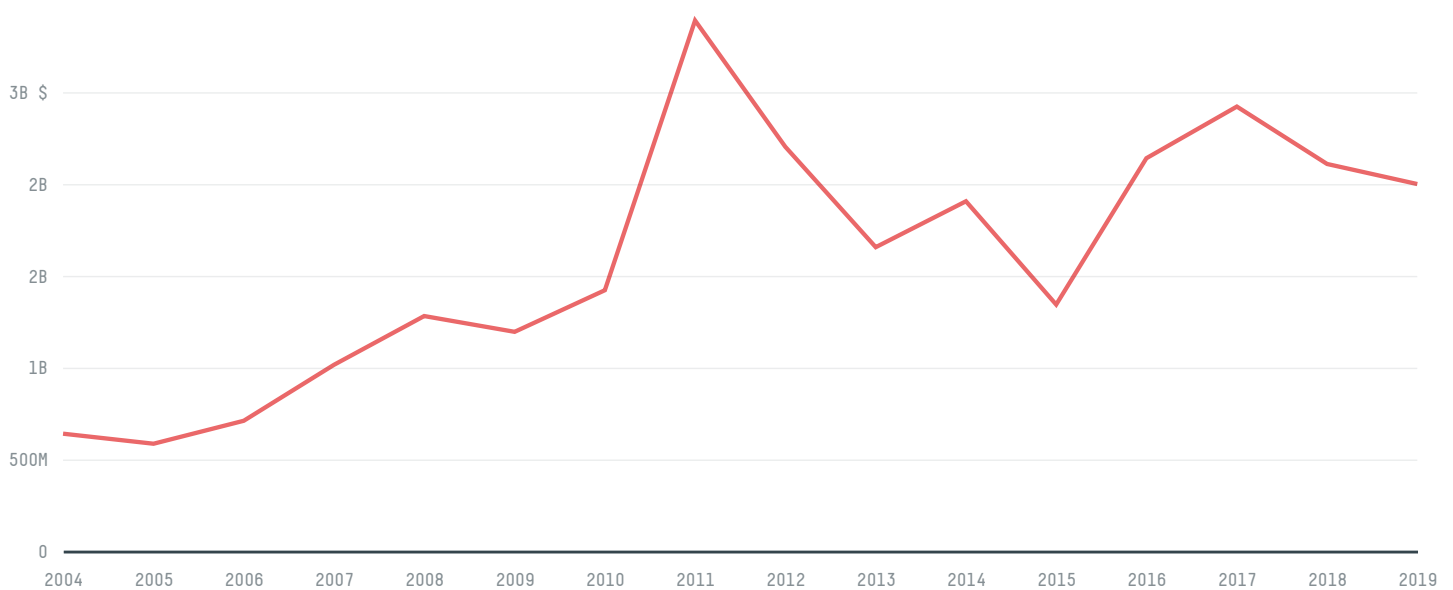
AGRICULTURAL LAND AREA	FORESTED LAND AREA
2,835,460	4,925,540

BRAZIL is the world's 5th largest country by area, 6th largest by population size and is the world's 9th largest economy (by GDP). Forests make up 58% of its area, and agriculture 33%. BRAZIL is a signatory to NYDF ENDORSER and ADP SIGNATORY.

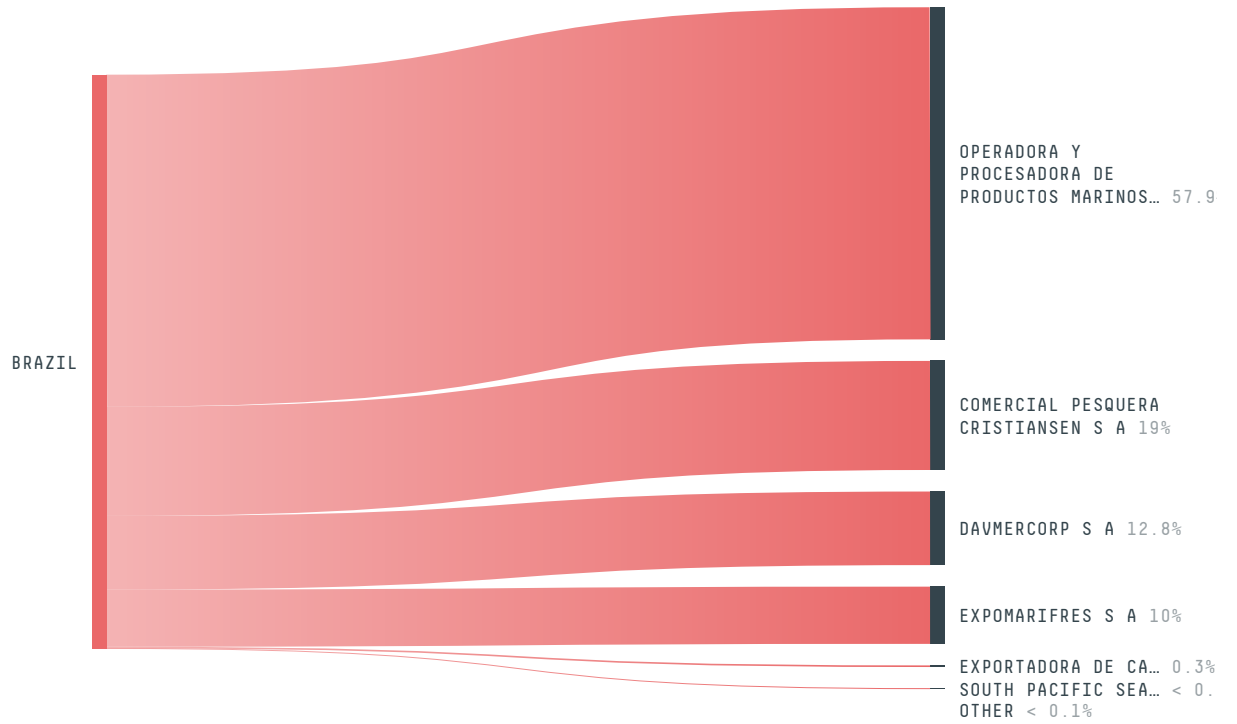
TOP IMPORTS IN 2019

COMMODITY	WORLD IMPORT RANKING	PRODUCTION	IMPORTS	VALUE
CORN	21	-	1,484,809,723.8	209,517,613
WOOD PULP	27	-	264,549,117	170,709,410
SOY	58	-	216,715,151.7	81,006,141
PALM KERNEL	6	-	199,059,956	147,388,242
PALM OIL	31	-	147,784,880	81,759,128
COCOA	19	-	88,893,550	180,915,959
BEEF	33	-	69,041,076	397,172,766
COTTON	42	-	6,191,164	7,420,619
COFFEE	75	-	5,511,420	81,663,528
SHRIMP	79	-	187,328	1,801,357

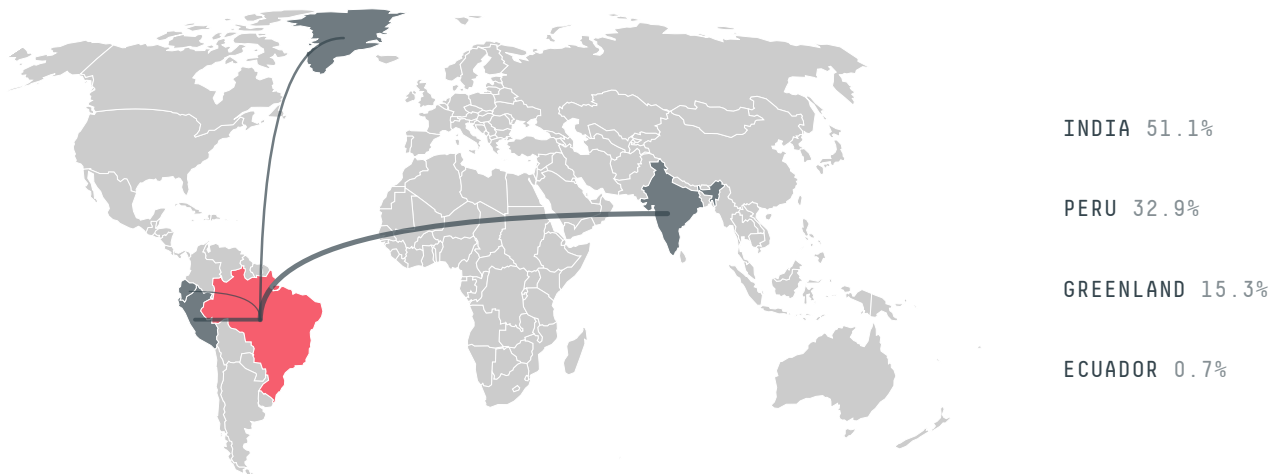
IMPORT TRAJECTORY OF BRAZIL



TOP EXPORT TRADERS OF SHRIMP IN BRAZIL IN 2019

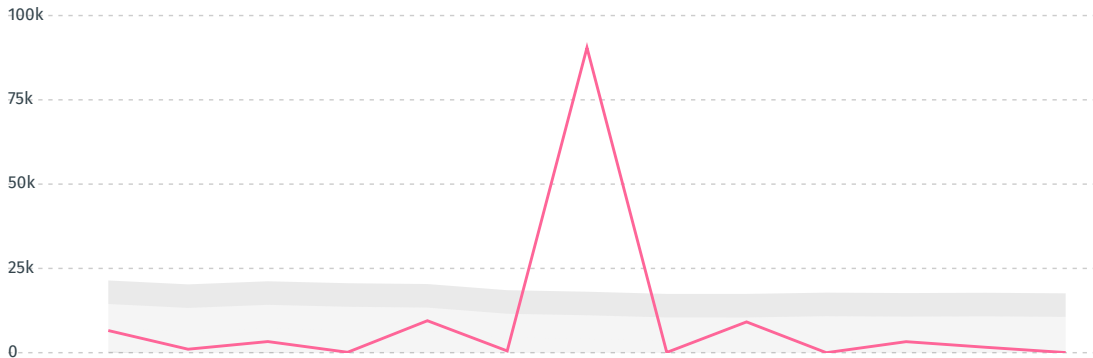


TOP EXPORT COUNTRIES OF SHRIMP TO BRAZIL IN 2019



DEFORESTATION ALERTS IN ECUADOR

There were **36** GLAD alerts reported in the week of the **18th of January 2021**. This was **normal** compared to the same week in previous years.



Caution: GLAD alerts from the last six months are preliminary. Revisions are made as unconfirmed alerts are removed from the data and alert totals are finalized six months after posting. Source: **Global Forest Watch**

Trase is a partnership between

Stockholm Environment Institute

Global Canopy Programme

In collaboration with

vizzuality

The European Forest Institute

and many other organizations and individuals.

Donors

The Global Environment Facility

WWF

Europe

Gordon and Betty Moore Foundation

The Nature Conservancy

Department for International Development

Formas

Norway's International Climate and Forest Initiative (NICFI)

[Terms of Use](#) · [Privacy policy](#) · [Cookie policy](#) · [Contact us](#)