



trase

BELGIUM (importer)

ACTIVITY	COMMODITY	YEAR
Importer	Shrimp	2019

POPULATION	GDP	SURFACE AREA
11,484,055	533,097,455,834.5	30,530

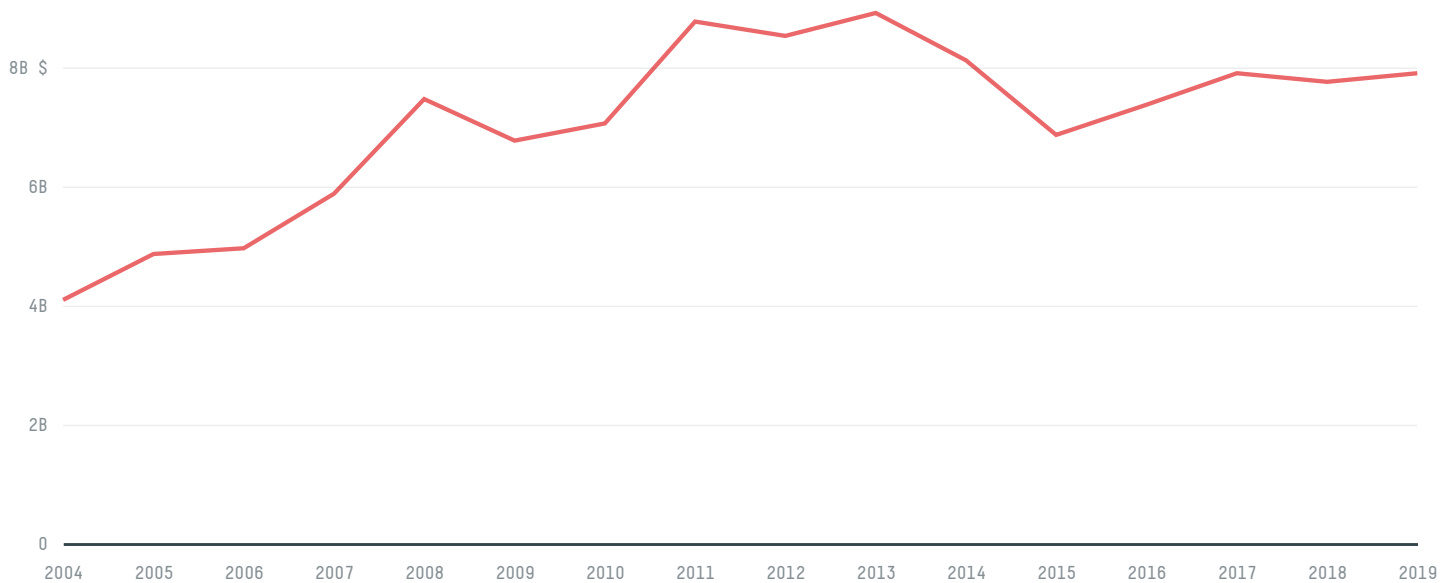
AGRICULTURAL LAND AREA	FORESTED LAND AREA
13,508	6,838.4

BELGIUM is the world's 135th largest country by area, 80th largest by population size and is the world's 23rd largest economy (by GDP). Forests make up 22% of its area, and agriculture 44%. BELGIUM is a signatory to NYDF ENDORSER and ADP SIGNATORY.

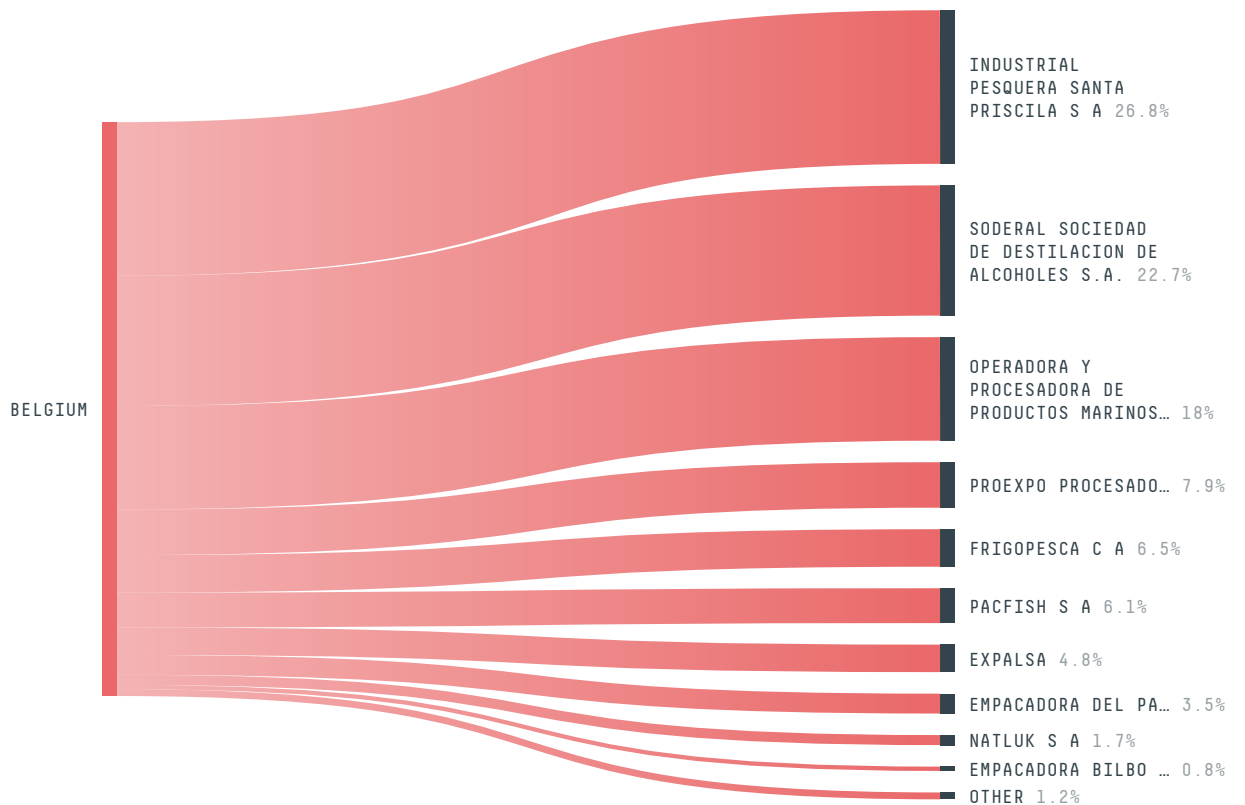
TOP IMPORTS IN 2019

COMMODITY	WORLD IMPORT RANKING	PRODUCTION	IMPORTS	VALUE
SUGARCANE	1	-	3,193,490,820,514,630	480,518,131
SOY	23	-	2,147,081,001	814,018,491
CORN	17	-	2,092,266,475.8	490,845,861
WOOD PULP	16	-	800,799,532	480,819,877
PALM OIL	17	-	531,009,511	371,382,782
COCOA	4	-	525,170,777	1,768,753,882
CHICKEN	12	-	399,662,714.8	728,731,113
COFFEE	6	-	370,710,479	1,138,691,618
PORK	15	-	248,245,639	584,074,246
BEEF	23	-	140,340,183.4	608,590,544
SHRIMP	15	-	38,715,685	386,688,776
PALM KERNEL	16	-	31,765,176	36,097,811
COTTON	37	-	7,817,843	12,054,290

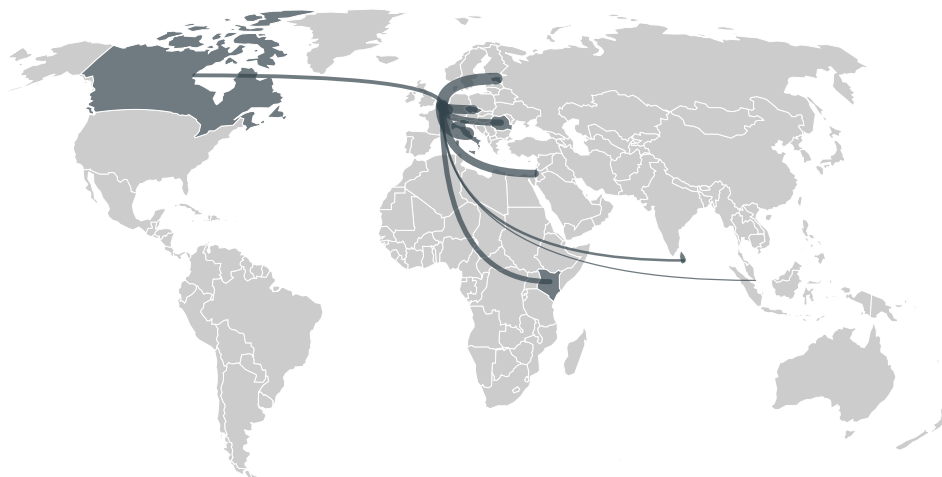
IMPORT TRAJECTORY OF BELGIUM



TOP EXPORT TRADERS OF SHRIMP IN BELGIUM IN 2019



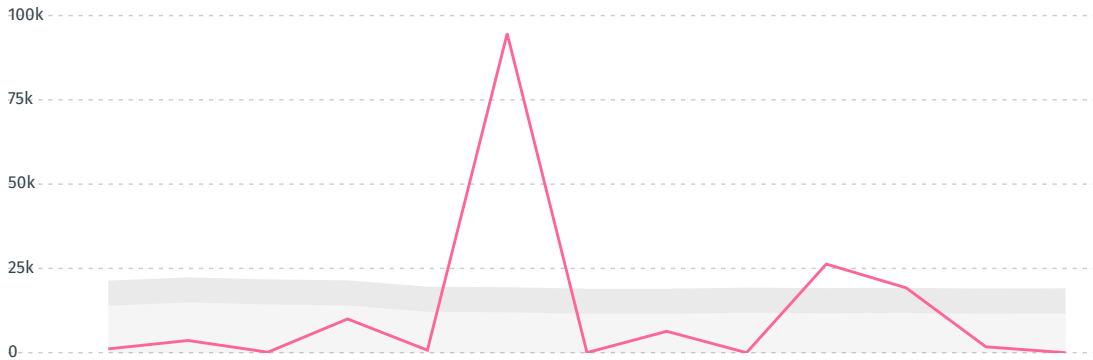
TOP EXPORT COUNTRIES OF SHRIMP TO BELGIUM IN 2019



ITALY	45%
ESTONIA	25.6%
LUXEMBOURG	11.8%
CZECH REPUBLIC	6.4%
ISRAEL	5.4%
ROMANIA	2.8%
KENYA	1.4%
CANADA	1%
SRI LANKA	0.6%
SINGAPORE	< 0.1%

DEFORESTATION ALERTS IN ECUADOR

There were **0** GLAD alerts reported in the week of the **25th of January 2021**. This was **normal** compared to the same week in previous years.



Caution: GLAD alerts from the last six months are preliminary. Revisions are made as unconfirmed alerts are removed from the data and alert totals are finalized six months after posting. Source: **Global Forest Watch**

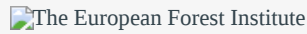

Trase is a partnership between



In collaboration with



Donors



and many other organizations and individuals.



[Terms of Use](#) · [Privacy policy](#) · [Cookie policy](#) · [Contact us](#)