



trase

## NEW ZEALAND (importer)

ACTIVITY	COMMODITY	YEAR
<b>Importer</b>	<b>Shrimp</b>	<b>2019</b>

POPULATION	GDP	LAND AREA
<b>4,917,000</b>	<b>206,928,765,543.9</b>	<b>263,310</b>

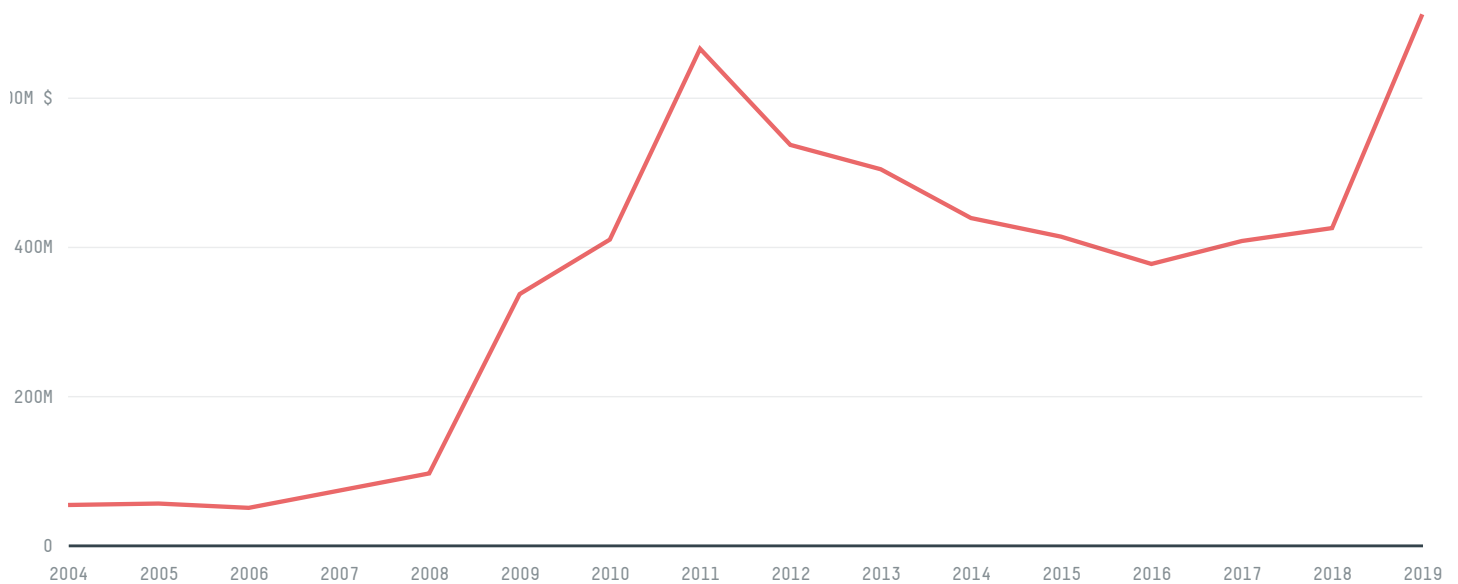
AGRICULTURAL LAND AREA	FORESTED LAND AREA
<b>106,510</b>	<b>101,522</b>

NEW ZEALAND is the world's 73rd largest country by land mass, 123rd largest by population size and is the world's 51st largest economy (by GDP). Forests make up 39% of its land mass and agricultural areas, 40%. NEW ZEALAND is a signatory to NYDF ENDORSER and ADP SIGNATORY.

## TOP IMPORTS IN 2019

COMMODITY	WORLD IMPORT RANKING	PRODUCTION	IMPORTS	VALUE
SUGARCANE	41	-	1,868,207,860.3	92,811,173
SOY	49	-	414,023,836	134,894,969
CORN	50	-	251,558,743.3	69,027,917
PORK	20	-	49,445,025	141,771,546
WOOD PULP	52	-	42,715,164	28,419,204
COFFEE	56	-	22,200,099	115,986,248
BEEF	60	-	16,348,350.8	58,917,583
COCOA	45	-	9,401,543	34,261,256
SHRIMP	39	-	4,181,855	34,494,835
PALM OIL	-	-	-	-
CHICKEN	-	-	-	-

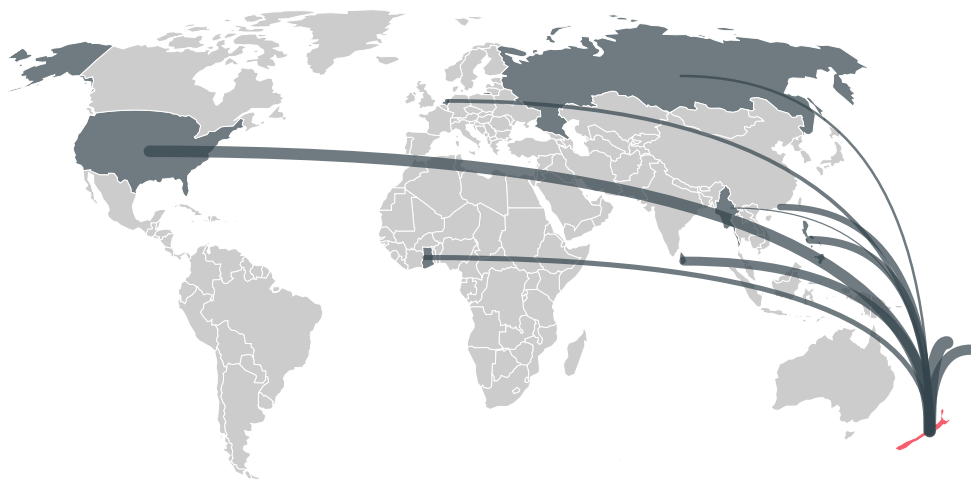
## IMPORT TRAJECTORY OF NEW ZEALAND



## TOP EXPORT TRADERS OF SHRIMP IN NEW ZEALAND IN 2019



## TOP EXPORT COUNTRIES OF SHRIMP TO NEW ZEALAND IN 2019



VANUATU 30.4%

UNITED STATES 22.6%

FIJI 12.7%

SRI LANKA 11.7%

PHILIPPINES 9.3%

CHINA (HONG KONG)  
7.6%

GHANA 1.9%

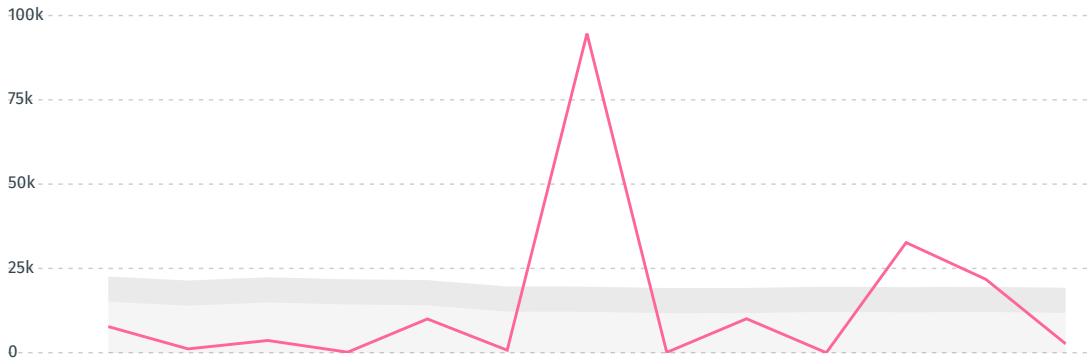
NETHERLANDS 1.5%

RUSSIAN FEDERATION  
1.4%

MYANMAR 1%

DEFORESTATION ALERTS IN ECUADOR

There were **2,627** GLAD alerts reported in the week of the **18th of January 2021**. This was **normal** compared to the same week in previous years.



Caution: GLAD alerts from the last six months are preliminary. Revisions are made as unconfirmed alerts are removed from the data and alert totals are finalized six months after posting. Source: **Global Forest Watch**

Trase is a partnership between



In collaboration with



and many other organizations and individuals.

Donors



[Terms of Use](#) · [Privacy policy](#) · [Cookie policy](#) · [Contact us](#)