



trase

LITHUANIA (importer)

ACTIVITY	COMMODITY	YEAR
Importer	Shrimp	2017

POPULATION	GDP	LAND AREA
2,828,403	47,758,736,931.8	62,642

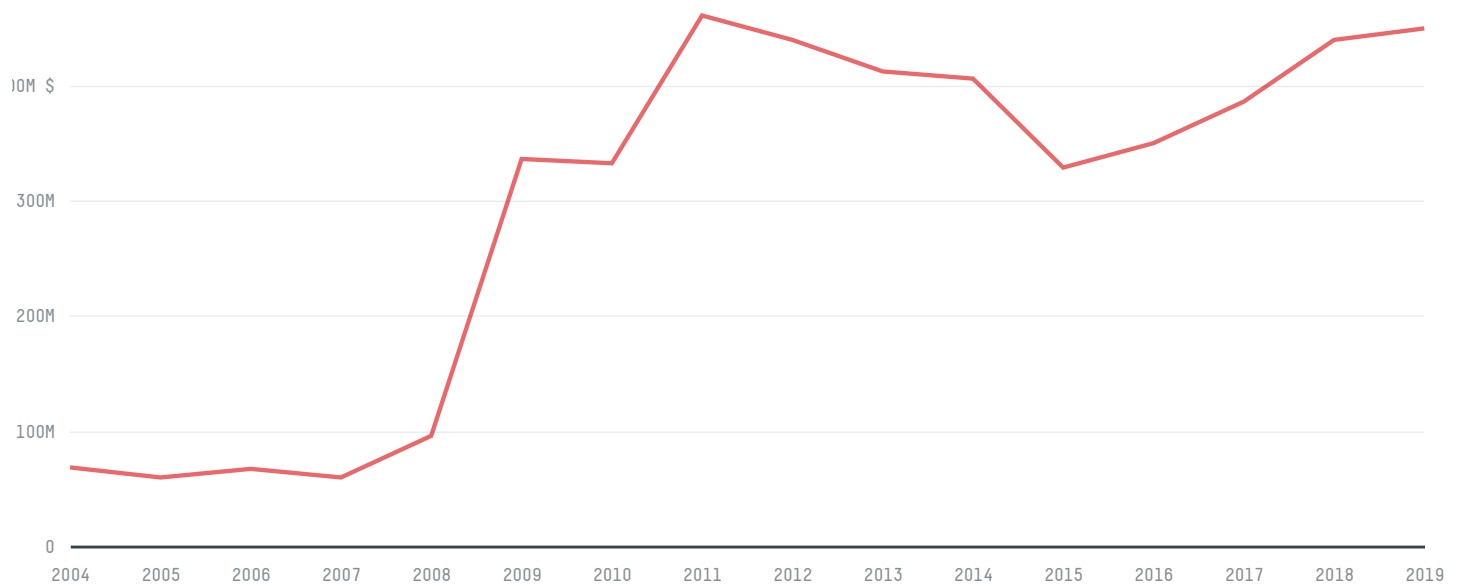
AGRICULTURAL LAND AREA	FORESTED LAND AREA
29,539	21,820

LITHUANIA is the world's 120th largest country by land mass, 138th largest by population size and is the world's 86th largest economy (by GDP). Forests make up 35% of its land mass and agricultural areas, 47%. It's placement in the Human Development Index is 0.866. LITHUANIA is a signatory to NYDF ENDORSER and ADP SIGNATORY.

TOP IMPORTS IN 2017

COMMODITY	WORLD IMPORT RANKING	PRODUCTION	IMPORTS	VALUE
SUGARCANE	95	0	293,855,690.8	21,951,097
CORN	72	56,974	95,374,814.1	19,609,331
WOOD PULP	54	-	33,015,467	20,974,543
COFFEE	45	0	26,559,074	135,960,574
BEEF	62	41,917	21,035,842.8	31,520,090
CHICKEN	22	126,607	3,959,482.5	7,634,368
COCOA	66	0	2,910,543	9,872,756
SHRIMP	62	0	747,099	6,206,016
SOY	111	0	280,343.1	342,828
PALM OIL	-	-	-	-

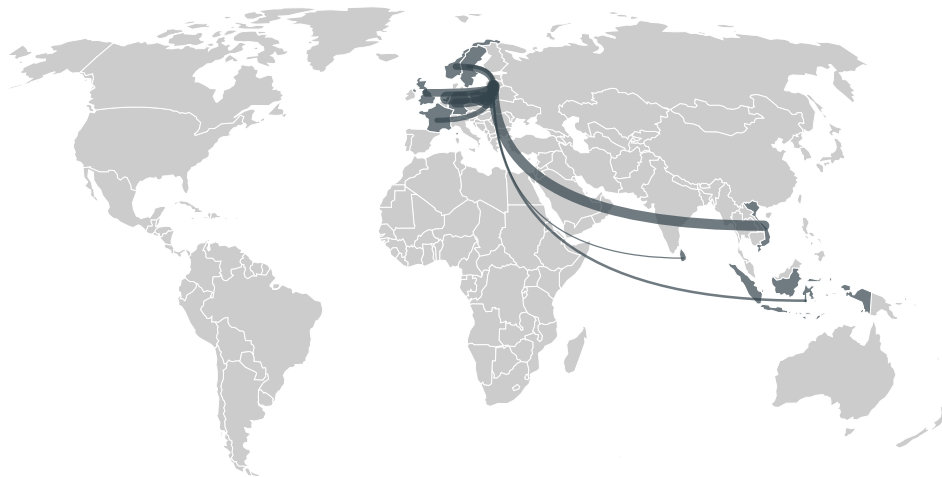
IMPORT TRAJECTORY OF LITHUANIA



TOP EXPORT TRADERS OF SHRIMP IN LITHUANIA IN 2017



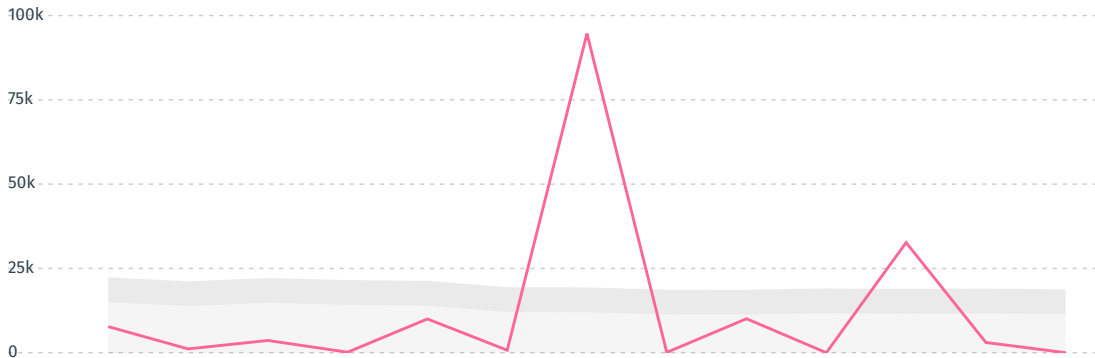
TOP EXPORT COUNTRIES OF SHRIMP TO LITHUANIA IN 2017



NETHERLANDS	36.5%
POLAND	28.5%
VIETNAM	18.8%
GERMANY	9%
UNITED KINGDOM	4.2%
NORWAY	1.8%
FRANCE	0.7%
SWEDEN	0.5%
SRI LANKA	< 0.1%
INDONESIA	< 0.1%

DEFORESTATION ALERTS IN ECUADOR

There were **0** GLAD alerts reported in the week of the **18th of January 2021**. This was **normal** compared to the same week in previous years.



Caution: GLAD alerts from the last six months are preliminary. Revisions are made as unconfirmed alerts are removed from the data and alert totals are finalized six months after posting. Source: **Global Forest Watch**

Trase is a partnership between



In collaboration with



and many other organizations and individuals.

Donors



[Terms of Use](#) · [Privacy policy](#) · [Cookie policy](#) · [Contact us](#)