



trase

## JAPAN (importer)

ACTIVITY	COMMODITY	YEAR
<b>Importer</b>	<b>Shrimp</b>	<b>2019</b>

POPULATION	GDP	AGRICULTURAL LAND AREA
<b>126,264,931</b>	<b>5,081,769,542,379.8</b>	<b>44,710</b>

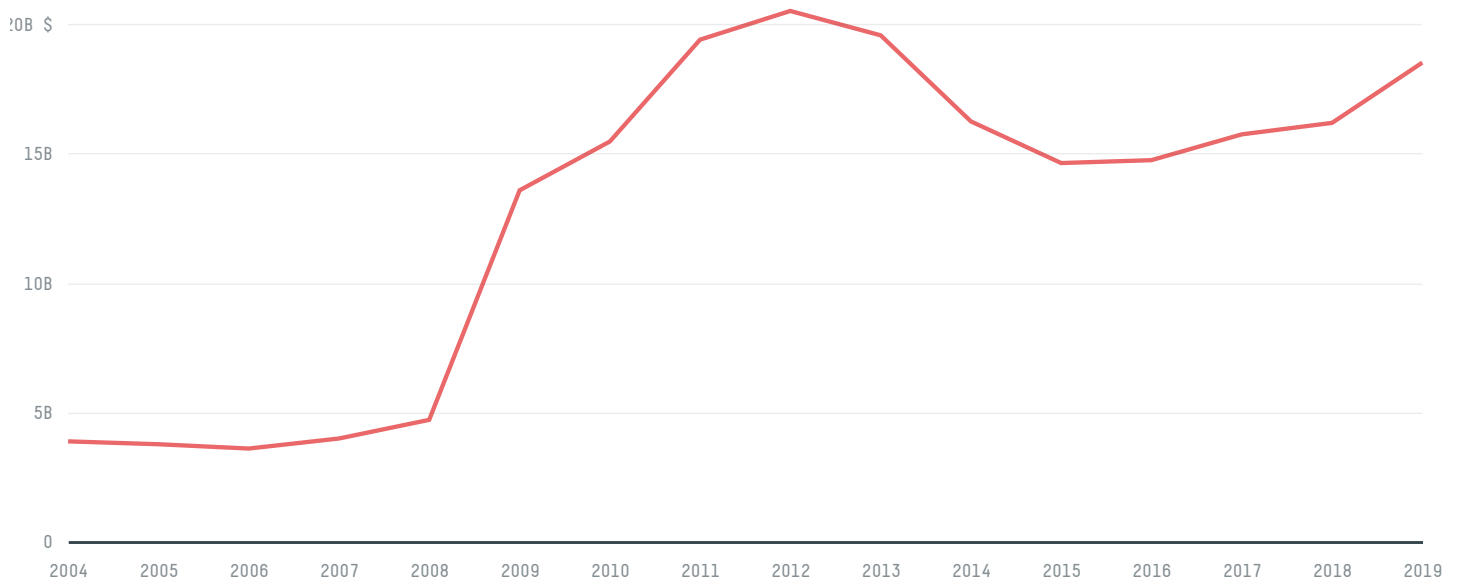
FORESTED LAND AREA  
**249,564**

JAPAN is the world's largest country by area, 11th largest by population size and is the world's 3rd largest economy (by GDP). JAPAN is a signatory to NYDF ENDORSER and ADP SIGNATORY.

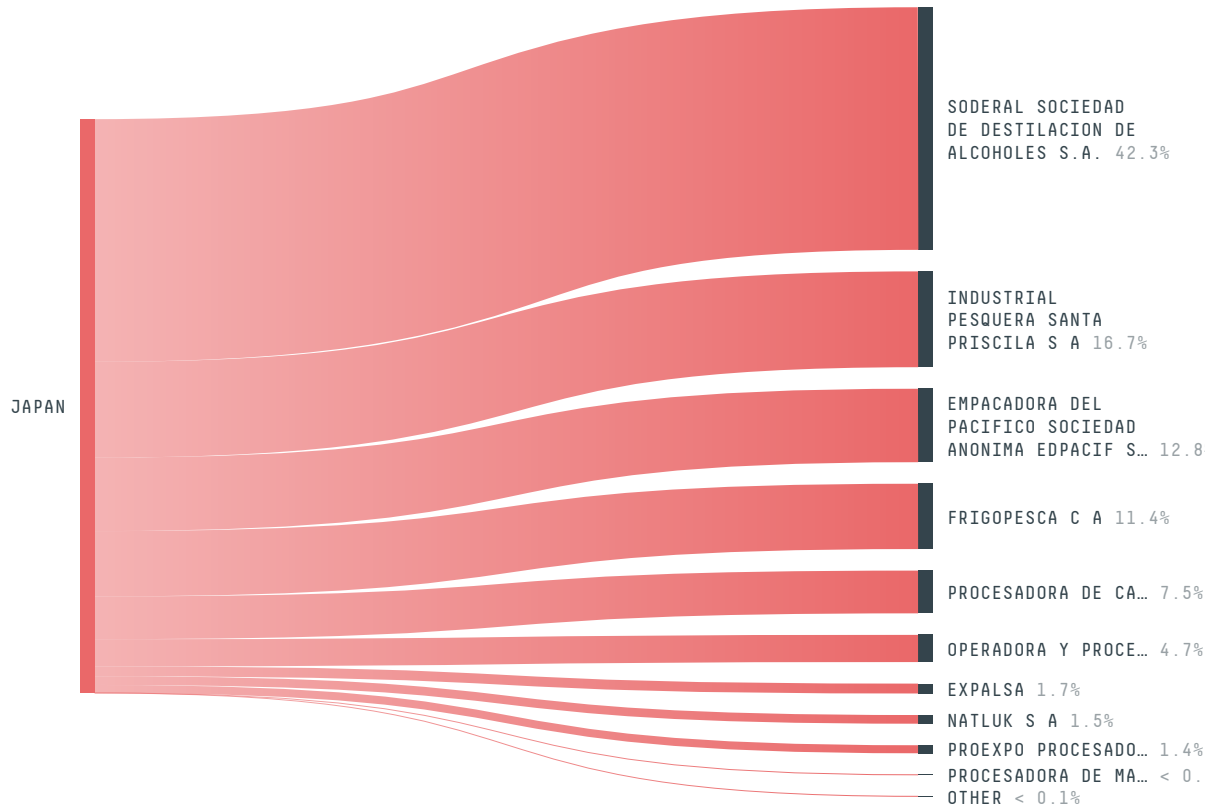
## TOP IMPORTS IN 2019

COMMODITY	WORLD IMPORT RANKING	PRODUCTION	IMPORTS	VALUE
CORN	1	-	15,993,806,632.9	3,529,584,350
SUGARCANE	12	-	9,291,186,317.7	450,630,489
SOY	8	-	5,131,026,875.5	2,253,081,168
WOOD PULP	6	-	1,602,684,359	1,230,998,325
BEEF	3	-	977,738,636.7	4,804,171,388
PORK	2	-	552,052,907	2,669,679,120
COFFEE	5	-	475,307,095.3	1,405,066,146
COTTON	11	-	175,249,712.7	150,169,394
SHRIMP	4	-	157,675,649	1,618,711,880
COCOA	16	-	116,787,385	408,075,622
PALM OIL	59	-	593,316	377,035
PALM KERNEL	-	-	-	-
CHICKEN	-	-	-	-

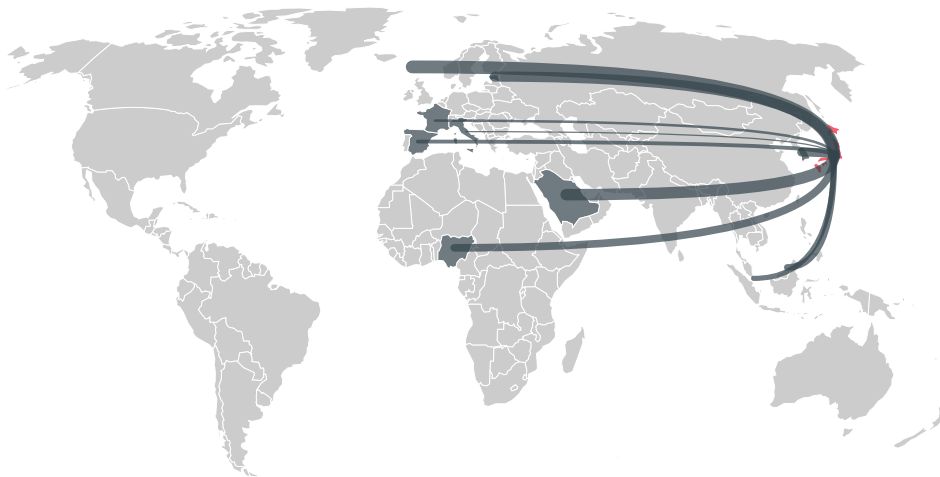
## IMPORT TRAJECTORY OF JAPAN



## TOP EXPORT TRADERS OF SHRIMP IN JAPAN IN 2019



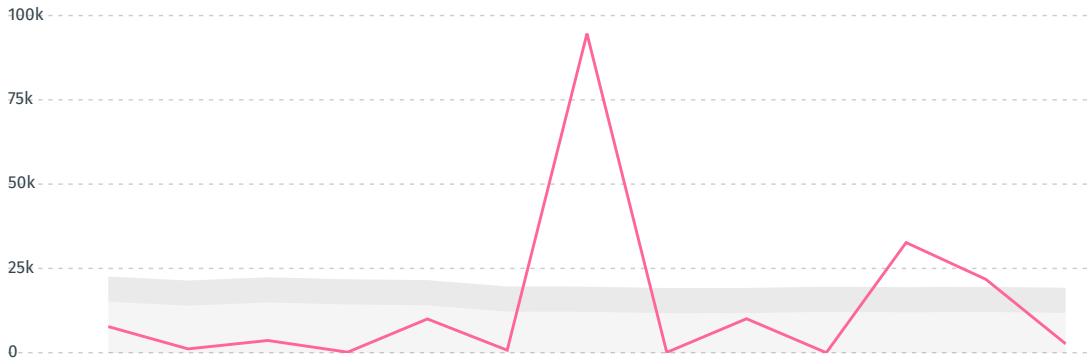
## TOP EXPORT COUNTRIES OF SHRIMP TO JAPAN IN 2019



FAROE ISLANDS	31.3%
SAUDI ARABIA	24%
ESTONIA	13.4%
SOUTH KOREA	11.2%
NIGERIA	11%
BRUNEI	3.8%
SINGAPORE	2.6%
SPAIN	1.5%
FRANCE	0.8%
ITALY	0.4%

DEFORESTATION ALERTS IN ECUADOR

There were **2,627** GLAD alerts reported in the week of the **18th of January 2021**. This was **normal** compared to the same week in previous years.



Caution: GLAD alerts from the last six months are preliminary. Revisions are made as unconfirmed alerts are removed from the data and alert totals are finalized six months after posting. Source: **Global Forest Watch**

Trase is a partnership between



In collaboration with



and many other organizations and individuals.

Donors



[Terms of Use](#) · [Privacy policy](#) · [Cookie policy](#) · [Contact us](#)