



trase

ISRAEL (importer)

ACTIVITY	COMMODITY	YEAR
Importer	Shrimp	2013

POPULATION	GDP	LAND AREA	AGRICULTURAL LAND AREA
8,059,500	292,636,164,056	21,640	5,203

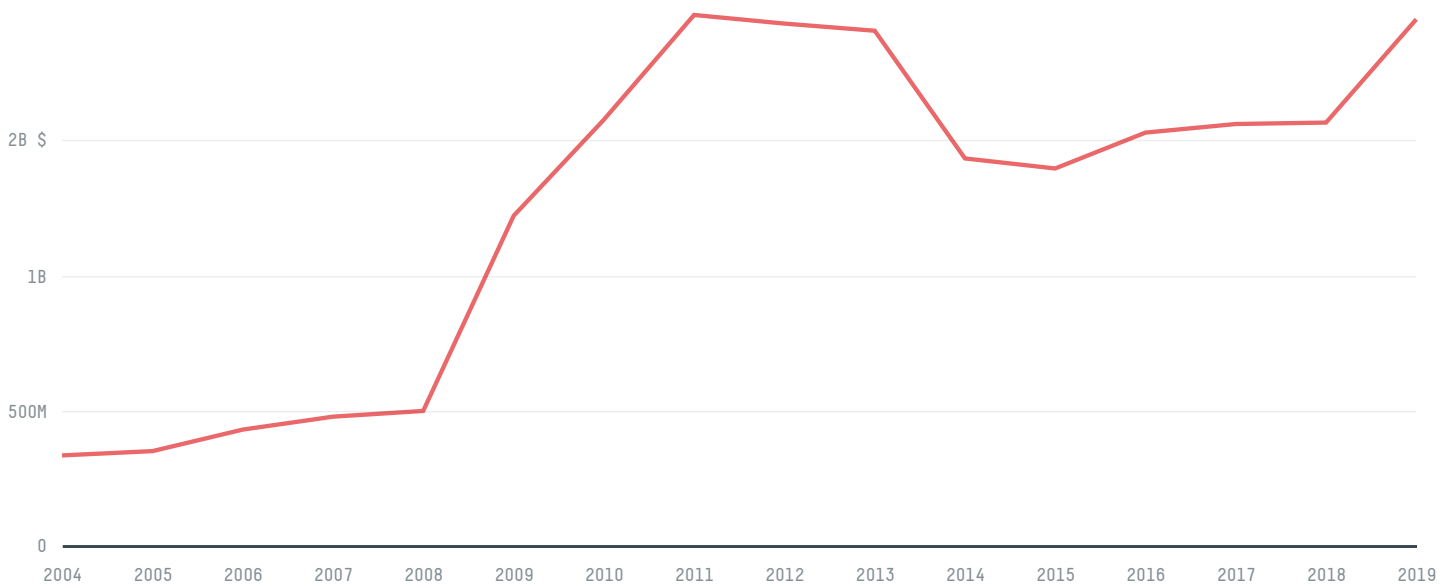
FORESTED LAND AREA
1,606

ISRAEL is the world's 147th largest country by land mass, 98th largest by population size and is the world's 37th largest economy (by GDP). Forests make up 7% of its land mass and agricultural areas, 24%. It's placement in the Human Development Index is 0.895. ISRAEL is a signatory to NYDF ENDORSER and ADP SIGNATORY.

TOP IMPORTS IN 2013

COMMODITY	WORLD IMPORT RANKING	PRODUCTION	IMPORTS	VALUE
SUGARCANE	34	0	3,685,524,282.4	258,233,000
CORN	25	110,073	1,417,176,161.5	418,665,000
SOY	48	0	408,022,016.7	256,743,000
BEEF	22	132,239	139,408,228.6	621,520,000
WOOD PULP	35	-	121,621,925	84,456,000
COFFEE	44	0	32,971,261	170,250,000
PALM OIL	74	-	28,816,248.4	27,504,000
COCOA	39	0	13,719,138	52,305,000
PALM KERNEL	47	-	1,999,366	1,951,000
CHICKEN	58	443,151	1,143,830.4	5,005,000
SHRIMP	49	0	1,074,379	10,299,000
COTTON	100	28,600	273,538.6	736,000
PORK	-	16,267	-	-

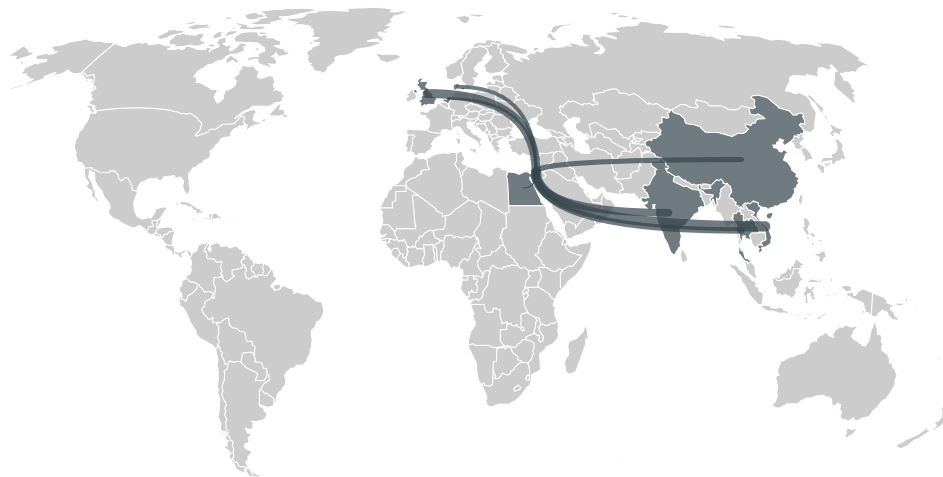
IMPORT TRAJECTORY OF ISRAEL



TOP EXPORT TRADERS OF SHRIMP IN ISRAEL IN 2013



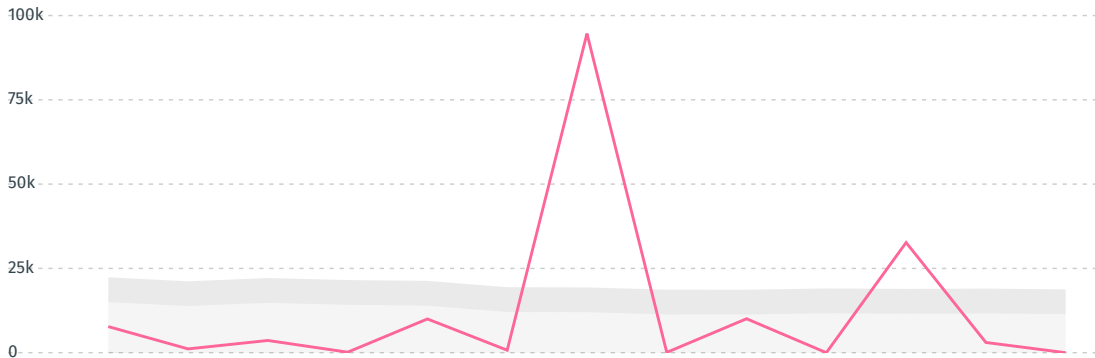
TOP EXPORT COUNTRIES OF SHRIMP TO ISRAEL IN 2013



VIETNAM	49.8%
UNITED KINGDOM	27.8%
INDIA	12.3%
THAILAND	5.3%
CHINA (MAINLAND)	2.5%
DENMARK	1.2%
NETHERLANDS	1%
EGYPT	< 0.1%

DEFORESTATION ALERTS IN ECUADOR

There were **0** GLAD alerts reported in the week of the **18th of January 2021**. This was **normal** compared to the same week in previous years.



Caution: GLAD alerts from the last six months are preliminary. Revisions are made as unconfirmed alerts are removed from the data and alert totals are finalized six months after posting. Source: **Global Forest Watch**

Trase is a partnership between



In collaboration with



and many other organizations and individuals.

Donors



[Terms of Use](#) · [Privacy policy](#) · [Cookie policy](#) · [Contact us](#)