



# trase

## INDIA (importer)

ACTIVITY	COMMODITY	YEAR
<b>Importer</b>	<b>Shrimp</b>	<b>2019</b>

POPULATION	GDP	SURFACE AREA
<b>1,366,417,754</b>	<b>2,868,929,415,617</b>	<b>3,287,259.1</b>

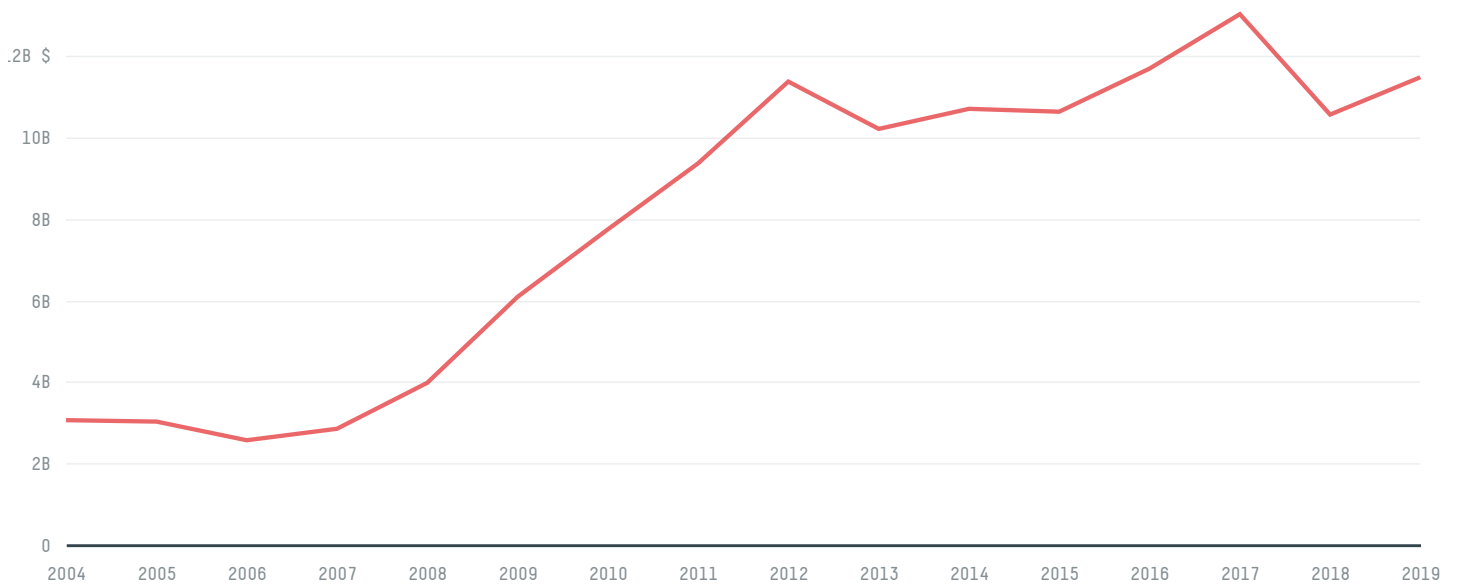
AGRICULTURAL LAND AREA	FORESTED LAND AREA
<b>1,797,210</b>	<b>708,604</b>

INDIA is the world's 7th largest country by area, 2nd largest by population size and is the world's 5th largest economy (by GDP). Forests make up 22% of its area, and agriculture 55%. INDIA is a signatory to NYDF ENDORSER and ADP SIGNATORY.

## TOP IMPORTS IN 2019

COMMODITY	WORLD IMPORT RANKING	PRODUCTION	IMPORTS	VALUE
SUGARCANE	10	-	16,758,907,671.7	622,882,239
PALM OIL	1	-	9,895,540,127.5	5,408,891,277
SOY	14	-	3,559,802,093.6	2,395,686,702
WOOD PULP	7	-	1,607,680,258	1,194,297,098
COTTON	4	-	733,467,947.2	1,333,594,351
CORN	44	-	317,826,604.1	81,524,095
COFFEE	22	-	86,383,987.3	131,710,107
COCOA	20	-	68,652,603	184,100,445
PALM KERNEL	33	-	5,339,967	104,088,091
SHRIMP	42	-	3,707,554	35,069,283
PORK	89	-	1,049,565.5	4,562,369
CHICKEN	126	-	113,506.5	2,843,588

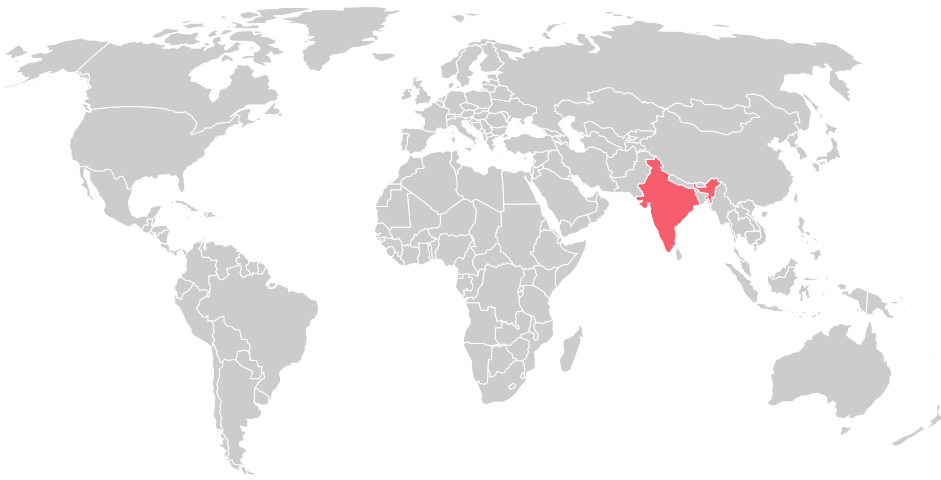
## IMPORT TRAJECTORY OF INDIA



## TOP EXPORT TRADERS OF SHRIMP IN INDIA IN 2019

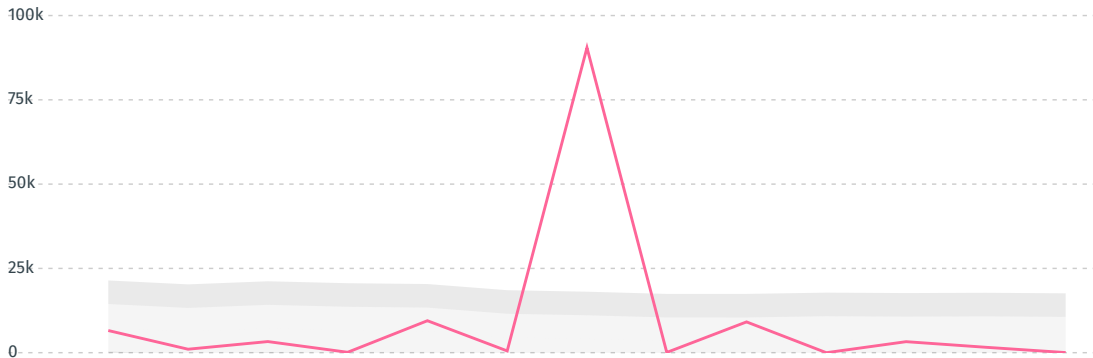


## TOP EXPORT COUNTRIES OF SHRIMP TO INDIA IN 2019




## DEFORESTATION ALERTS IN ECUADOR

There were **36** GLAD alerts reported in the week of the **18th of January 2021**. This was **normal** compared to the same week in previous years.



Caution: GLAD alerts from the last six months are preliminary. Revisions are made as unconfirmed alerts are removed from the data and alert totals are finalized six months after posting. Source: **Global Forest Watch**

Trase is a partnership between



In collaboration with



and many other organizations and individuals.

Donors



[Terms of Use](#) · [Privacy policy](#) · [Cookie policy](#) · [Contact us](#)