



trase

GERMANY (importer)

ACTIVITY	COMMODITY	YEAR
Importer	Shrimp	2019

POPULATION	GDP	SURFACE AREA
83,132,799	3,861,123,558,039.2	357,580

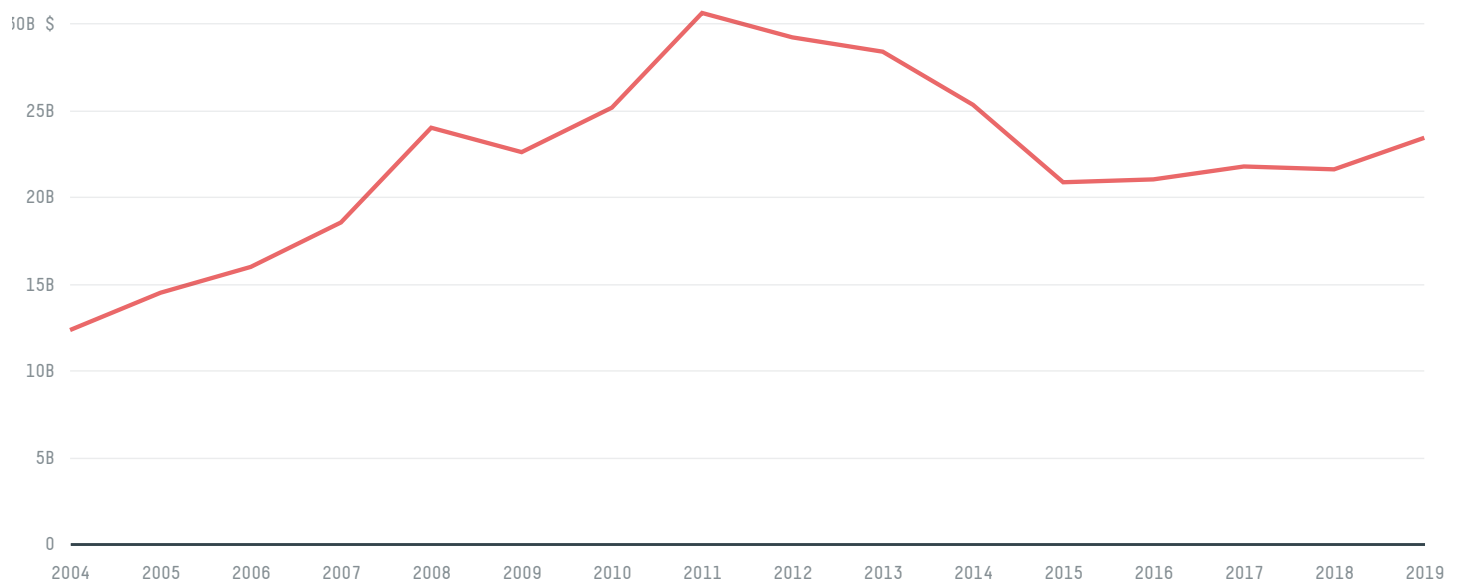
AGRICULTURAL LAND AREA	FORESTED LAND AREA
166,570	114,210

GERMANY is the world's 62nd largest country by area, 18th largest by population size and is the world's 4th largest economy (by GDP). Forests make up 32% of its area, and agriculture 47%. GERMANY is a signatory to NYDF ENDORSER and ADP SIGNATORY.

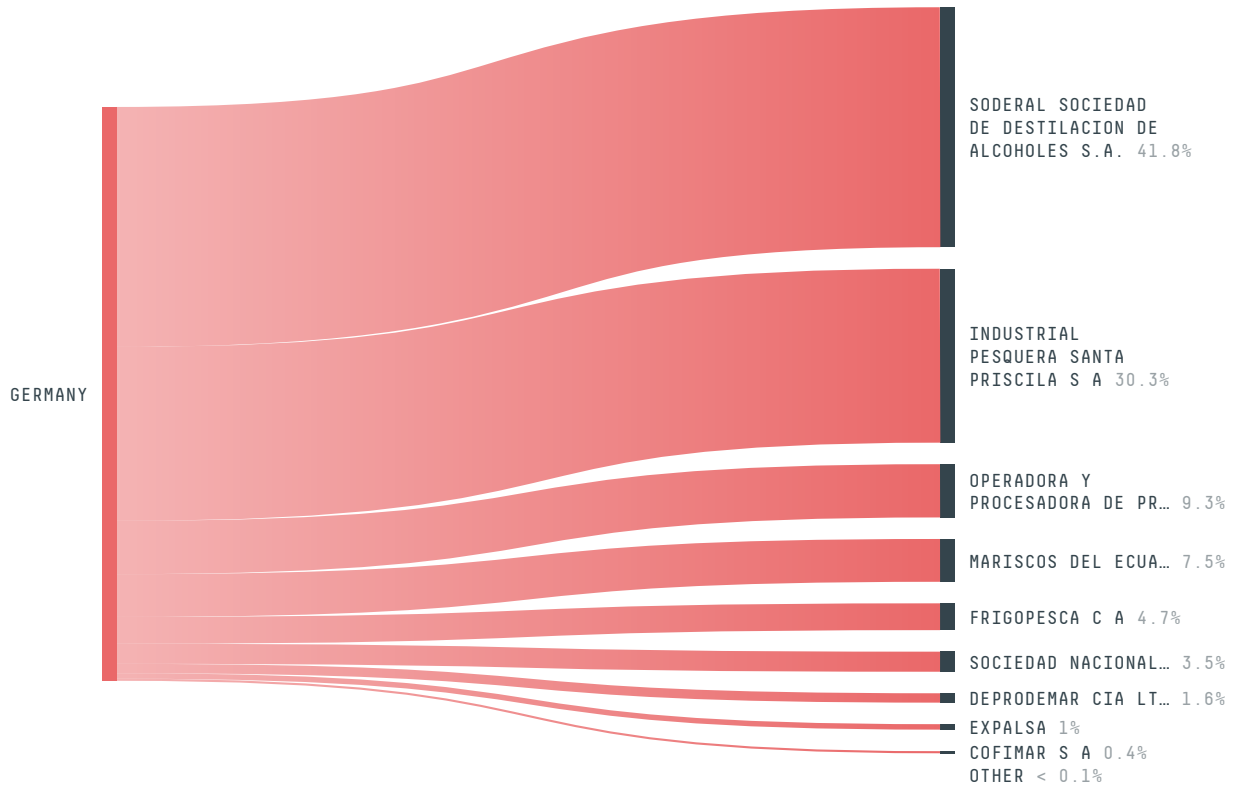
TOP IMPORTS IN 2019

COMMODITY	WORLD IMPORT RANKING	PRODUCTION	IMPORTS	VALUE
SUGARCANE	5	-	27,754,040,986.4	1,349,702,950
SOY	6	-	5,926,318,231	2,310,324,558
CORN	8	-	4,859,218,761.3	1,268,299,794
WOOD PULP	3	-	4,366,770,801	2,968,293,404
COFFEE	2	-	1,274,491,063.8	3,536,729,936
PORK	3	-	1,042,211,165.4	3,736,974,851
CHICKEN	4	-	827,498,477.4	1,911,479,909
PALM OIL	14	-	708,188,832.4	517,753,845
BEEF	5	-	639,412,875.3	3,023,664,742
COCOA	3	-	638,588,210	2,149,876,783
PALM KERNEL	3	-	321,668,368	245,883,894
SHRIMP	16	-	37,109,458	369,207,439
COTTON	26	-	21,589,615	41,848,232

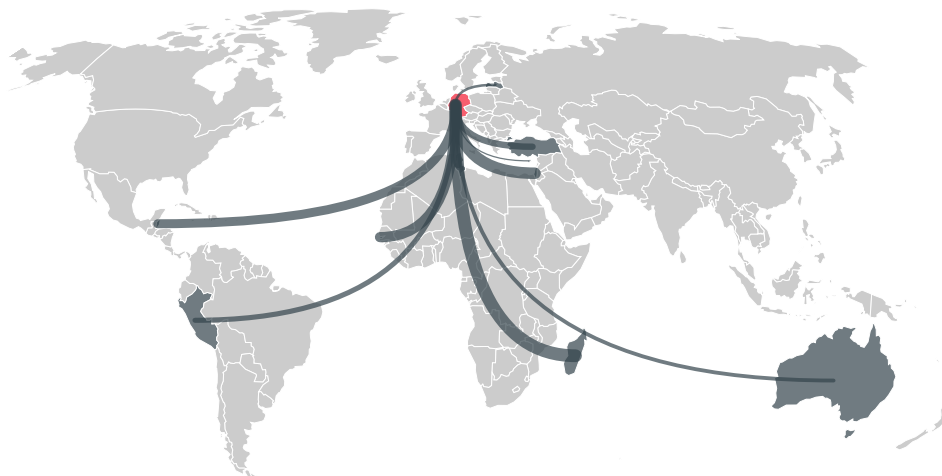
IMPORT TRAJECTORY OF GERMANY



TOP EXPORT TRADERS OF SHRIMP IN GERMANY IN 2019



TOP EXPORT COUNTRIES OF SHRIMP TO GERMANY IN 2019



MADAGASCAR 29.2%

ISRAEL 22.4%

GAMBIA 16.8%

BELIZE 9.5%

TUNISIA 5.6%

TURKEY 5.3%

PERU 4.8%

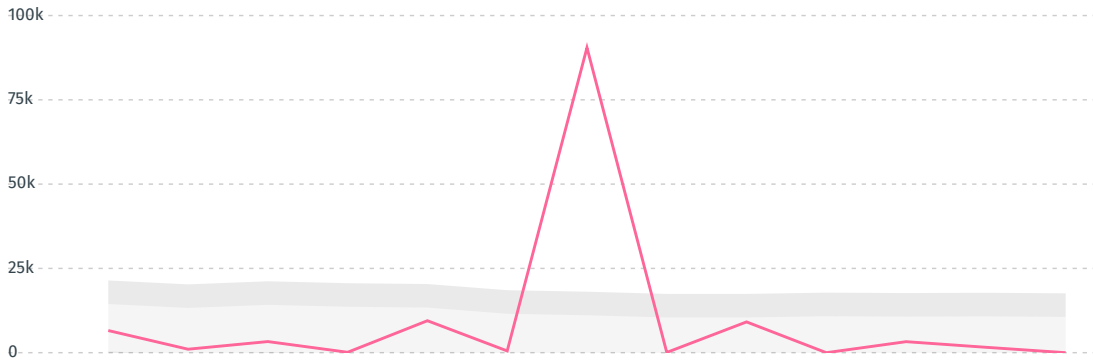
AUSTRALIA 4.1%

CYPRUS 1.2%

LATVIA 1.2%

DEFORESTATION ALERTS IN ECUADOR

There were **1** GLAD alerts reported in the week of the **18th of January 2021**. This was **normal** compared to the same week in previous years.



Caution: GLAD alerts from the last six months are preliminary. Revisions are made as unconfirmed alerts are removed from the data and alert totals are finalized six months after posting. Source: **Global Forest Watch**

Trase is a partnership between



In collaboration with



and many other organizations and individuals.

Donors



[Terms of Use](#) · [Privacy policy](#) · [Cookie policy](#) · [Contact us](#)