



trase

CHINA (MAINLAND) (importer)

ACTIVITY	COMMODITY	YEAR
Importer	Shrimp	2019

POPULATION	GDP	AGRICULTURAL LAND AREA
1,397,715,000	14,342,903,006,431.3	5,277,330

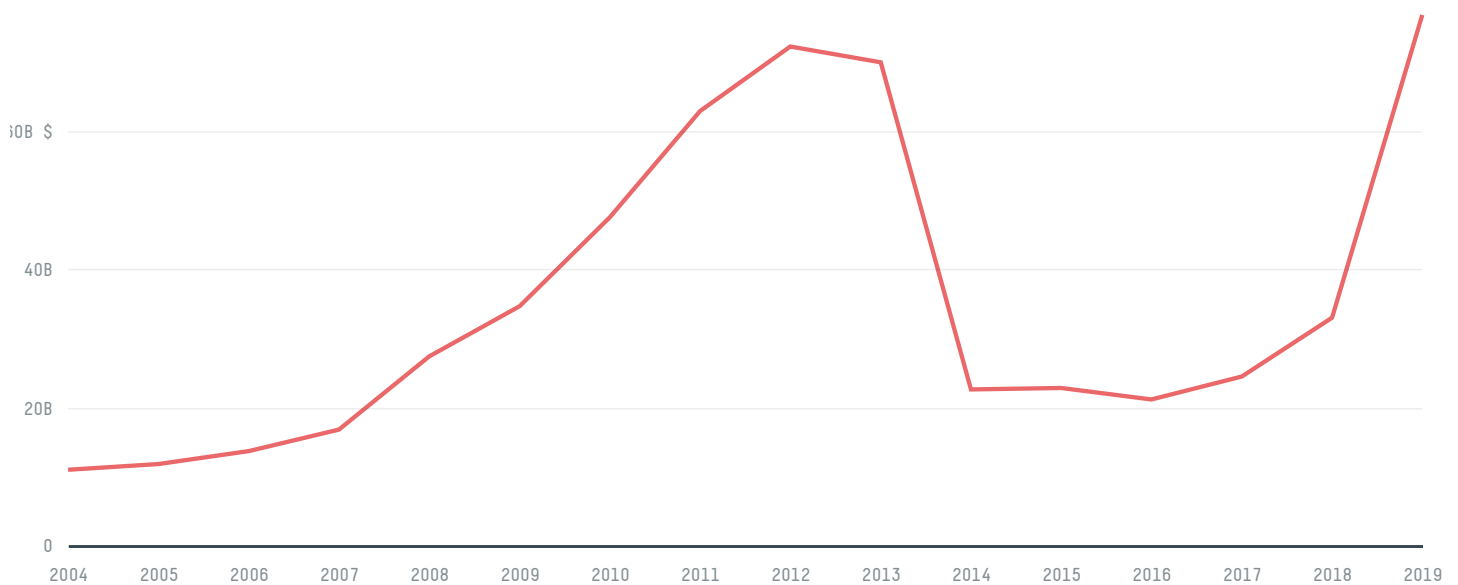
FORESTED LAND AREA
2,098,635

CHINA (MAINLAND) is the world's largest country by area, 1st largest by population size and is the world's 2nd largest economy (by GDP). CHINA (MAINLAND) is a signatory to NYDF ENDORSER and ADP SIGNATORY.


TOP IMPORTS IN 2019

COMMODITY	WORLD IMPORT RANKING	PRODUCTION	IMPORTS	VALUE
SOY	1	-	89,447,304,384.1	36,020,297,098
SUGARCANE	3	-	27,897,490,424.7	1,222,878,991
WOOD PULP	1	-	24,588,229,261	15,926,834,684
CORN	9	-	4,798,550,568.7	1,068,194,590
BEEF	1	-	2,369,451,321	9,098,217,727
PORK	1	-	1,993,162,325	4,509,253,482
COTTON	1	-	1,963,789,318.9	3,603,852,620
SHRIMP	1	-	719,717,568	4,444,351,735
COFFEE	19	-	116,037,745.3	449,912,535
COCOA	17	-	111,901,969	327,923,011
PALM OIL	21	-	49,302,114	25,956,126
CHICKEN	-	-	-	-
PALM KERNEL	-	-	-	-

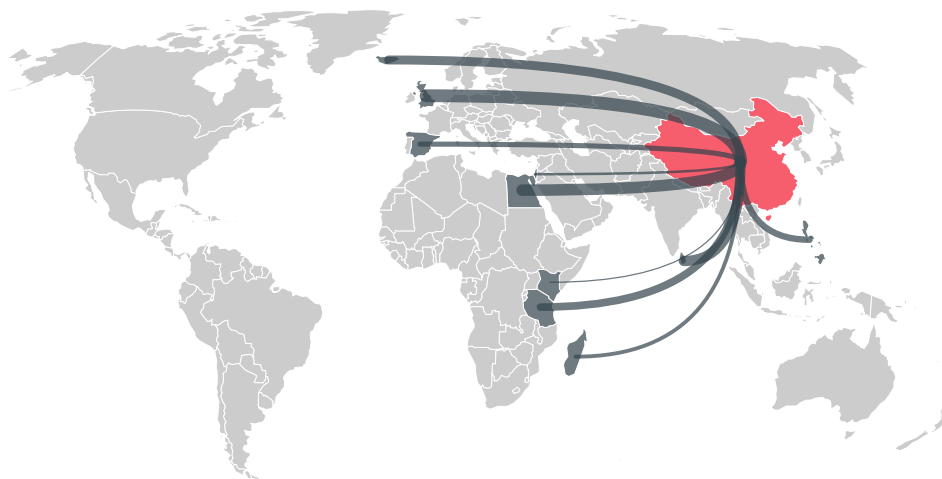
IMPORT TRAJECTORY OF CHINA (MAINLAND)



TOP EXPORT TRADERS OF SHRIMP IN CHINA (MAINLAND) IN 2019



TOP EXPORT COUNTRIES OF SHRIMP TO CHINA (MAINLAND) IN 2019



UNITED KINGDOM 47.5%

EGYPT 25.7%

SRI LANKA 7.6%

ICELAND 7.1%

TANZANIA 5.2%

PHILIPPINES 3.5%

SPAIN 3.1%

MADAGASCAR 0.1%

ISRAEL < 0.1%

KENYA < 0.1%




[For more info](#)


[EXPLORE ON GFW](#)

Trase is a partnership between

 Stockholm Environment Institute

 Global Canopy Programme

In collaboration with

 vizzuality

 The European Forest Institute

and many other organizations and individuals.

Donors

 The Global Environment Facility


 WWF

 Europe

 Gordon and Betty Moore Foundation

 The Nature Conservancy

 Department for International Development

 Formas

 Norway's International Climate and Forest Initiative (NICFI)

[Terms of Use](#) · [Privacy policy](#) · [Cookie policy](#) · [Contact us](#)