



trase

ANGOLA (importer)

ACTIVITY	COMMODITY	YEAR
Importer	Soy	2018

POPULATION	GDP	SURFACE AREA
30,809,762	101,353,230,784.6	1,246,700

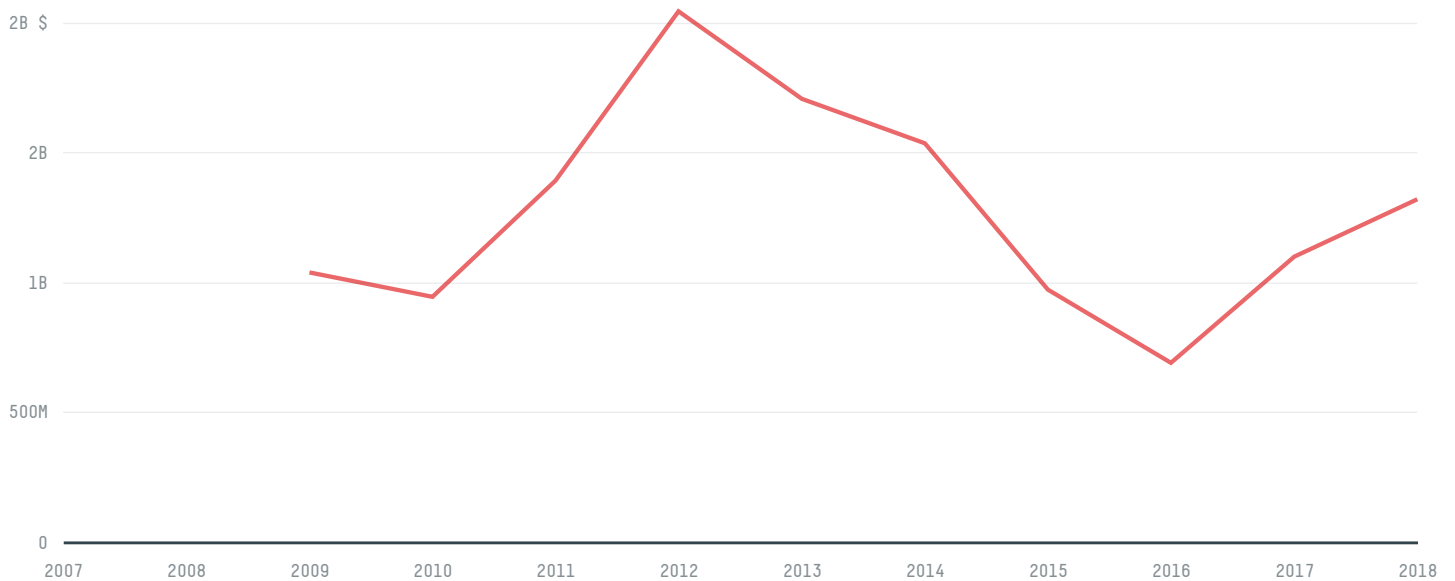
AGRICULTURAL LAND AREA	FORESTED LAND AREA
591,900	577,312

ANGOLA is the world's 21st largest country by area, 45th largest by population size and is the world's 62nd largest economy (by GDP). Forests make up 46% of its area, and agriculture 47%. It's placement in the Human Development Index is 0.574. ANGOLA is a signatory to NYDF ENDORSER and ADP SIGNATORY.

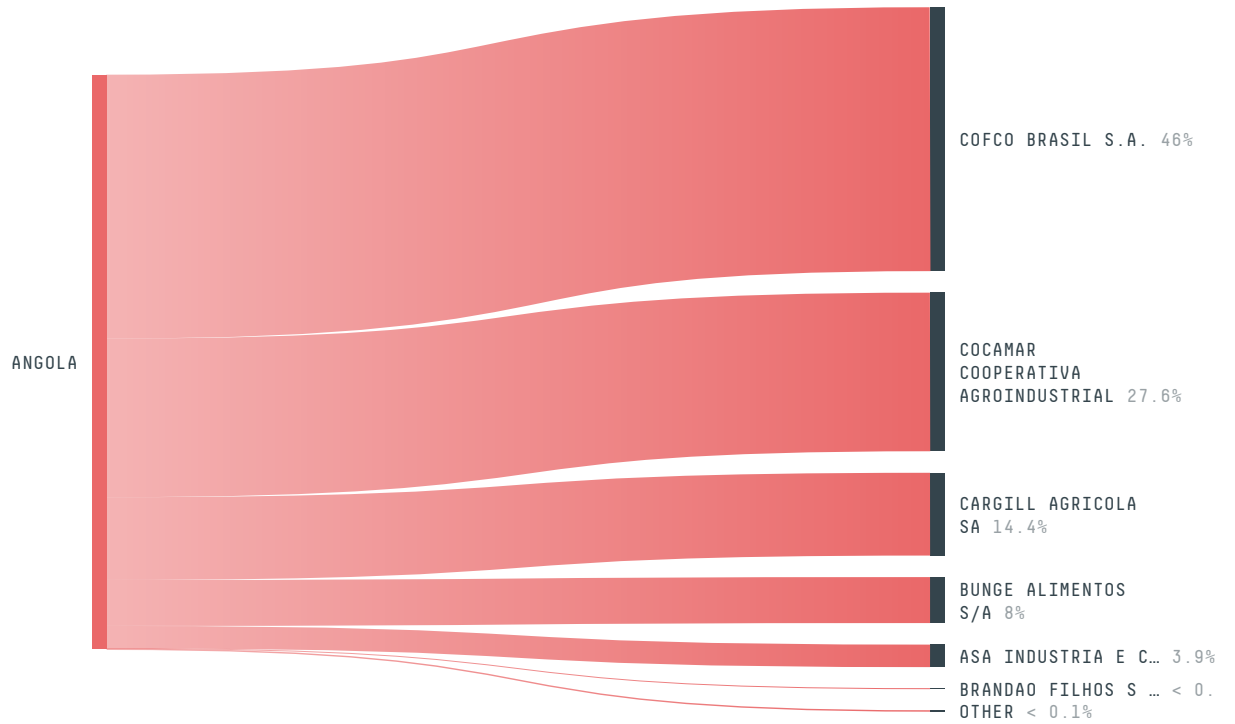
TOP IMPORTS IN 2018

COMMODITY	WORLD IMPORT RANKING	PRODUCTION	IMPORTS	VALUE
SUGARCANE	35	572,948	3,230,684,020.8	231,159,525
CHICKEN	12	27,208	434,798,395.1	470,765,849
CORN	45	2,271,102	258,698,035.8	126,057,287
BEEF	21	104,761	163,367,138.2	177,673,419
PORK	29	96,149	116,837,854.8	131,809,353
PALM OIL	46	-	114,908,482.2	152,528,141
SOY	101	11,557	20,356,850.7	12,996,196
COFFEE	100	16,079	2,377,672.5	10,944,980
WOOD PULP	70	-	368,486	466,699
SHRIMP	79	0	306,990	2,698,245
COTTON	117	5,500	38,502.4	74,490

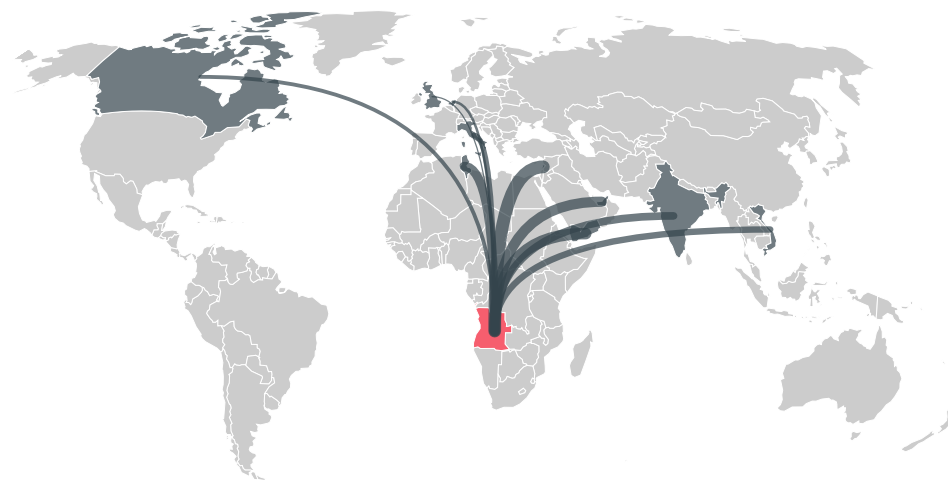
IMPORT TRAJECTORY OF ANGOLA



TOP EXPORT TRADERS OF SOY IN ANGOLA IN 2018



TOP EXPORT COUNTRIES OF SOY TO ANGOLA IN 2018



LEBANON 30.3%

YEMEN 25.8%

UNITED ARAB EMIRATES
25%

TUNISIA 10.2%

INDIA 7.7%

VIETNAM 0.3%

ITALY 0.3%

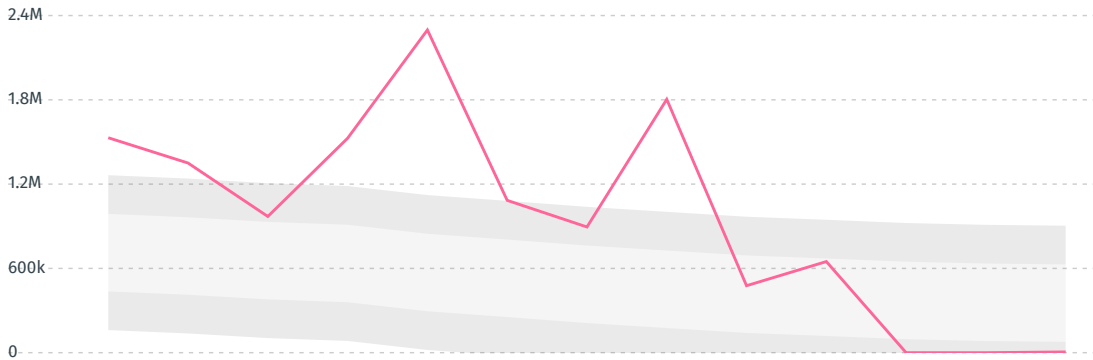
CANADA 0.2%

NETHERLANDS 0.2%

UNITED KINGDOM < 0.1%

DEFORESTATION ALERTS IN BRAZIL

There were **5,494** GLAD alerts reported in the week of the **18th of January 2021**. This was **low** compared to the same week in previous years.



Caution: GLAD alerts from the last six months are preliminary. Revisions are made as unconfirmed alerts are removed from the data and alert totals are finalized six months after posting. Source: **Global Forest Watch**

Trase is a partnership between



In collaboration with



and many other organizations and individuals.

Donors



[Terms of Use](#) · [Privacy policy](#) · [Cookie policy](#) · [Contact us](#)