



trase

NIGERIA (importer)

ACTIVITY	COMMODITY	YEAR
Importer	Soy	2018

POPULATION	GDP	SURFACE AREA
195,874,740	397,190,484,464.3	923,770

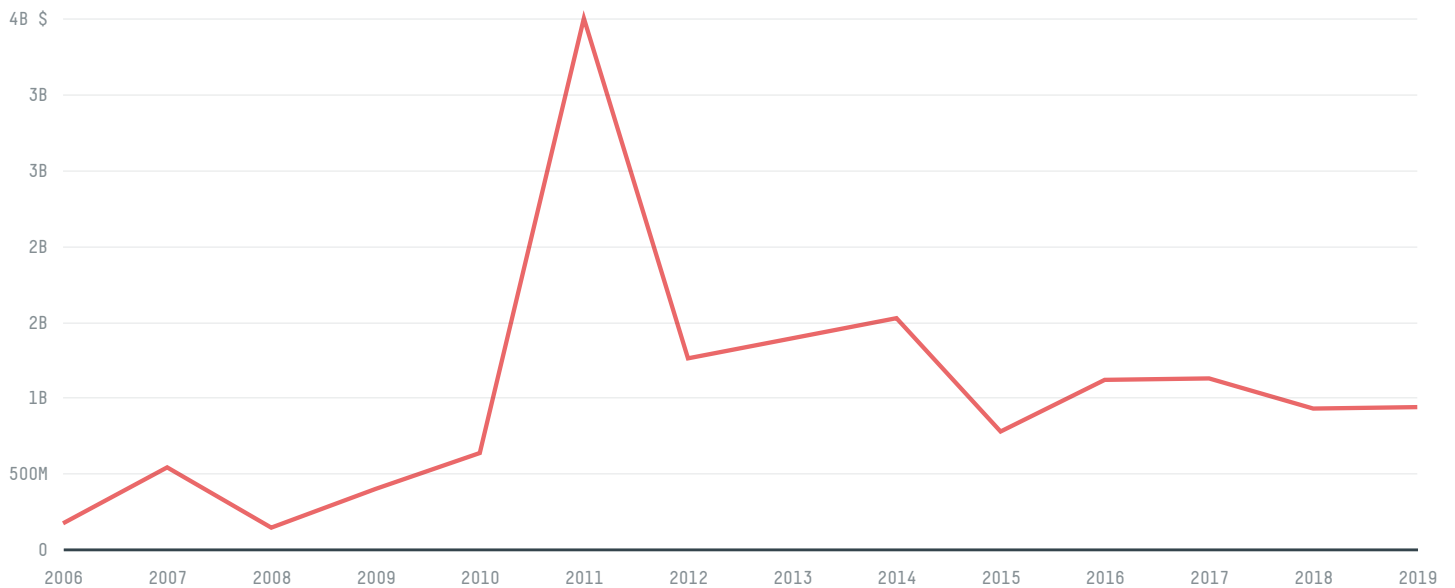
AGRICULTURAL LAND AREA	FORESTED LAND AREA
708,000	65,834

NIGERIA is the world's 30th largest country by area, 7th largest by population size and is the world's 30th largest economy (by GDP). Forests make up 7% of its area, and agriculture 77%. It's placement in the Human Development Index is 0.534. NIGERIA is a signatory to NYDF ENDORSER and ADP SIGNATORY.

TOP IMPORTS IN 2018

COMMODITY	WORLD IMPORT RANKING	PRODUCTION	IMPORTS	VALUE
SUGARCANE	24	1,423,086	5,459,428,366.4	664,679,377
CORN	80	10,155,027	58,450,471.8	53,386,671
WOOD PULP	44	-	8,890,896	9,161,964
COTTON	41	270,533	8,315,451.8	6,406,945
COFFEE	77	1,849	7,621,130.8	20,811,636
SOY	126	758,033	2,644,867.9	20,706,069
BEEF	135	390,214	595,576.5	356,346
COCOA	111	332,927	102,496	127,700
PORK	138	283,793	41,544.9	64,231
CHICKEN	152	192,689	22,563.1	183,888
PALM OIL	152	-	0	152,302,477

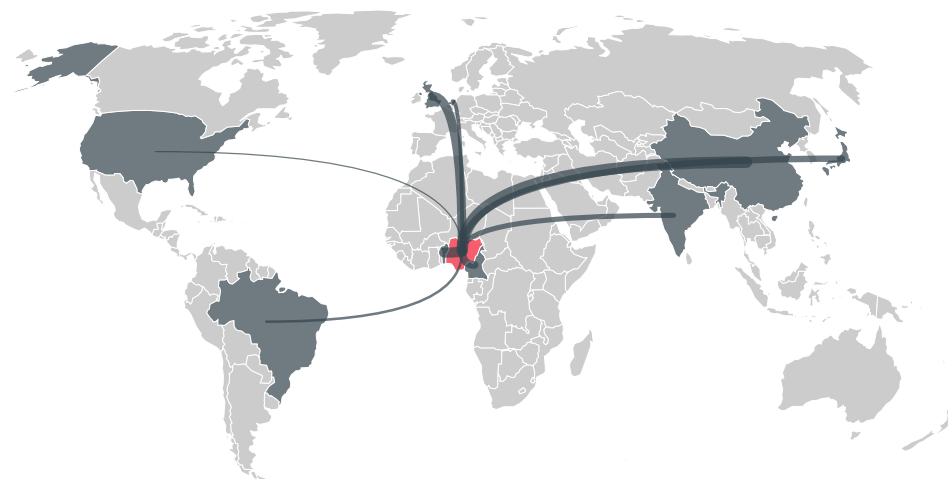
IMPORT TRAJECTORY OF NIGERIA



TOP EXPORT TRADERS OF SOY IN NIGERIA IN 2018



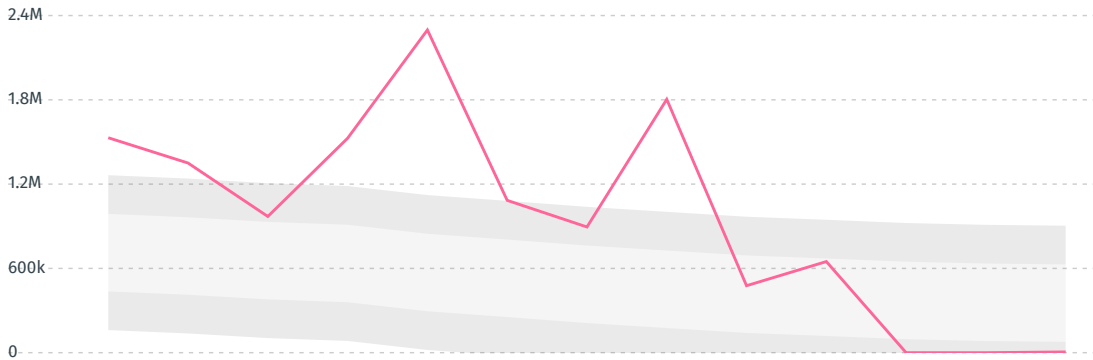
TOP EXPORT COUNTRIES OF SOY TO NIGERIA IN 2018



Country	Percentage
CHINA (MAINLAND)	50.1%
BENIN	29.4%
UNITED KINGDOM	7.6%
CAMEROON	5.9%
JAPAN	4.1%
INDIA	2.6%
NETHERLANDS	0.3%
BRAZIL	< 0.1%
UNITED STATES	< 0.1%

DEFORESTATION ALERTS IN BRAZIL

There were **5,494** GLAD alerts reported in the week of the **18th of January 2021**. This was **low** compared to the same week in previous years.



Caution: GLAD alerts from the last six months are preliminary. Revisions are made as unconfirmed alerts are removed from the data and alert totals are finalized six months after posting. Source: **Global Forest Watch**

Trase is a partnership between



In collaboration with



and many other organizations and individuals.

Donors



[Terms of Use](#) · [Privacy policy](#) · [Cookie policy](#) · [Contact us](#)