



trase

NEW ZEALAND (importer)

ACTIVITY	COMMODITY	YEAR
Importer	Soy	2018

POPULATION	GDP	SURFACE AREA
4,841,000	207,920,613,961.7	267,710

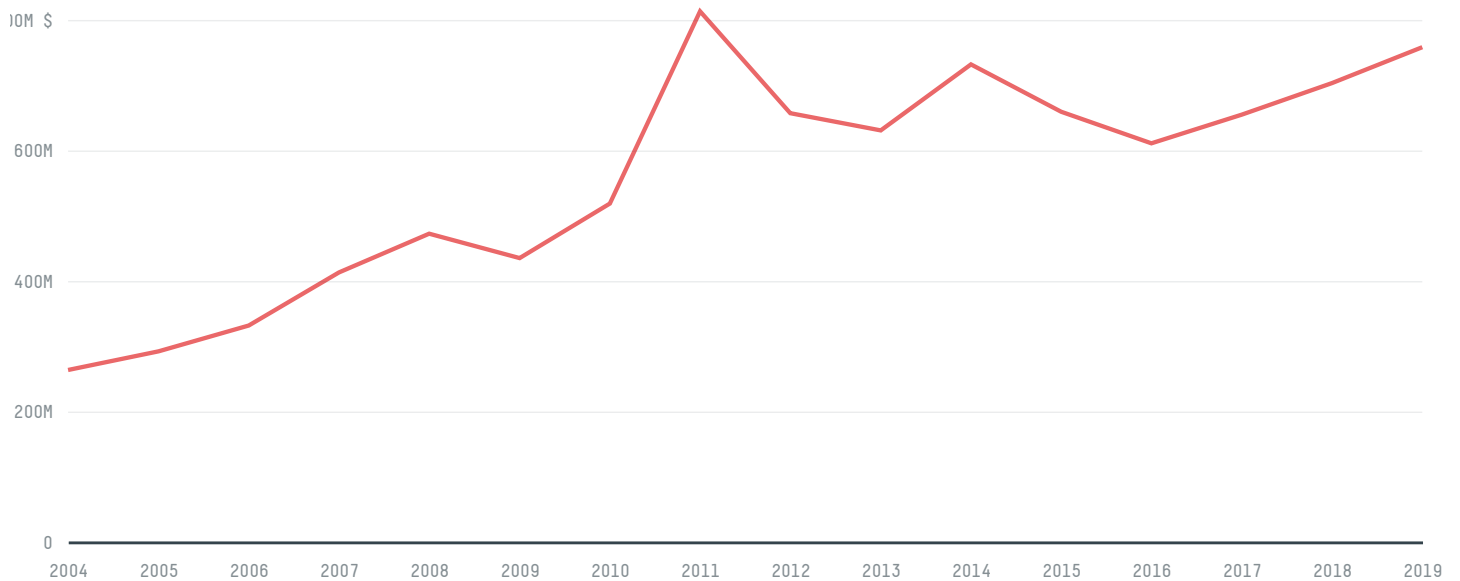
AGRICULTURAL LAND AREA	FORESTED LAND AREA
106,510	101,522

NEW ZEALAND is the world's 73rd largest country by area, 121st largest by population size and is the world's 52nd largest economy (by GDP). Forests make up 38% of its area, and agriculture 40%. It's placement in the Human Development Index is 0.921. NEW ZEALAND is a signatory to NYDF ENDORSER and ADP SIGNATORY.

TOP IMPORTS IN 2018

COMMODITY	WORLD IMPORT RANKING	PRODUCTION	IMPORTS	VALUE
SUGARCANE	50	0	2,095,805,081.5	118,542,680
SOY	51	0	315,587,018.4	110,042,467
CORN	62	191,993	120,681,496.9	34,667,741
PORK	38	47,443	51,965,024.3	160,252,214
PALM OIL	71	-	28,881,994.1	24,367,693
COFFEE	56	0	21,876,096.8	126,088,967
BEEF	75	676,530	13,975,821.6	49,783,810
WOOD PULP	40	-	10,584,000	7,220,146
COCOA	49	0	8,671,046	30,119,204
SHRIMP	41	0	3,936,751	35,334,970
CHICKEN	141	229,561	507,072	2,110,155

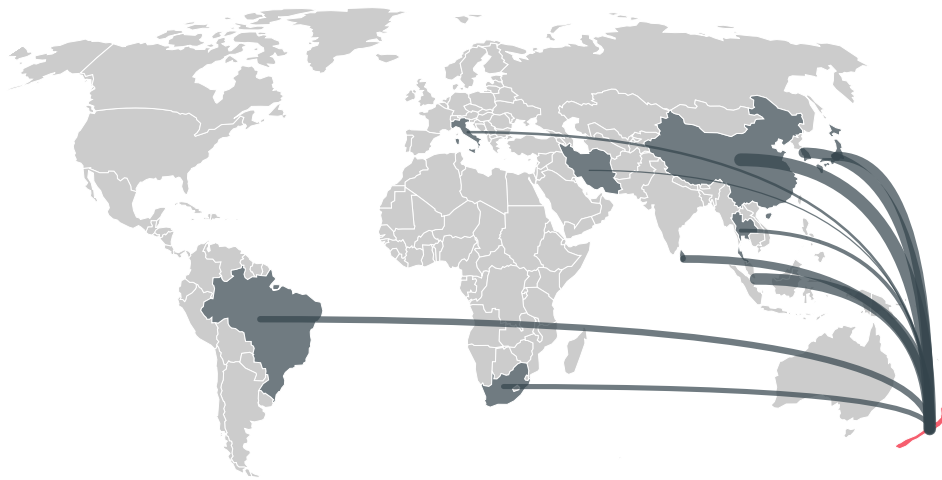
IMPORT TRAJECTORY OF NEW ZEALAND



TOP EXPORT TRADERS OF SOY IN NEW ZEALAND IN 2018



TOP EXPORT COUNTRIES OF SOY TO NEW ZEALAND IN 2018



CHINA (MAINLAND)
83.7%

SINGAPORE 14.5%

SOUTH KOREA 1.2%

JAPAN 0.2%

SRI LANKA 0.1%

BRAZIL 0.1%

SOUTH AFRICA < 0.1%

THAILAND < 0.1%

ITALY < 0.1%


IRAN < 0.1%

Trase is a partnership between

 Stockholm Environment Institute

 Global Canopy Programme

In collaboration with

 vizzuality

 The European Forest Institute

and many other organizations and individuals.

Donors

 The Global Environment Facility

 WWF

 Europe

 Gordon and Betty Moore Foundation

 The Nature Conservancy

 Department for International Development

 Formas

 Norway's International Climate and Forest Initiative (NICFI)

[Terms of Use](#) · [Privacy policy](#) · [Cookie policy](#) · [Contact us](#)