



trase

LEBANON (importer)

ACTIVITY	COMMODITY	YEAR
Importer	Soy	2016

POPULATION	GDP	SURFACE AREA
6,711,121	51,205,122,503.8	10,450

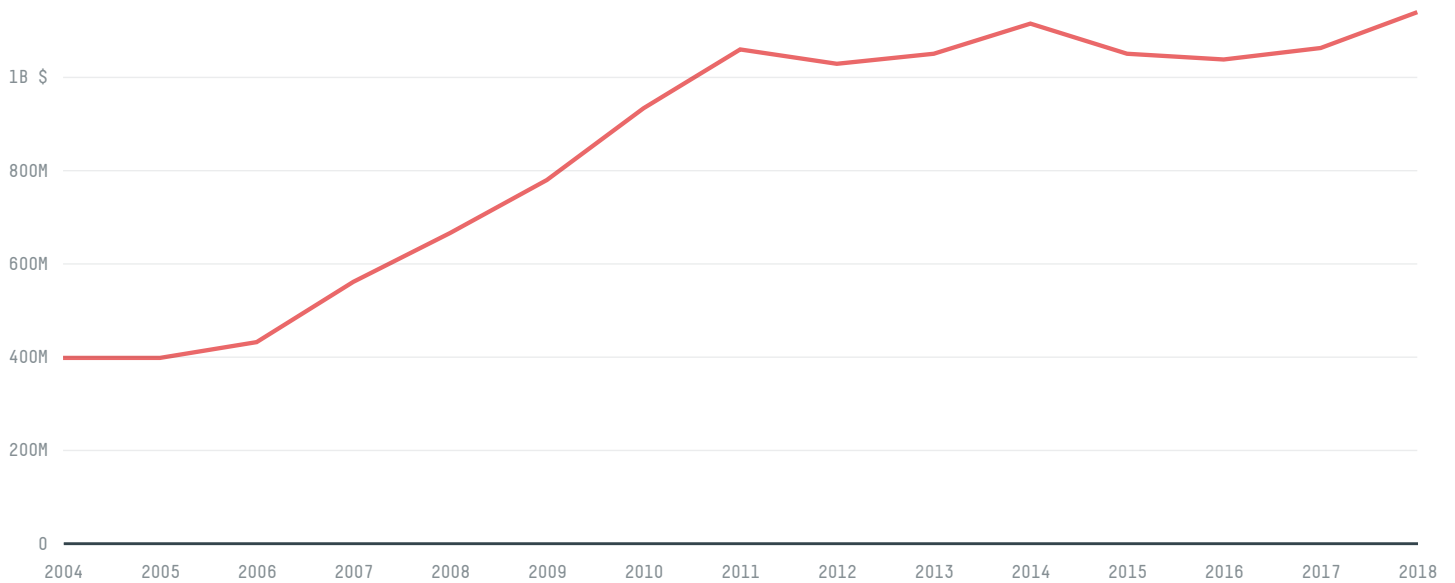
AGRICULTURAL LAND AREA	FORESTED LAND AREA
6,580	1,373.8

LEBANON is the world's 161st largest country by area, 107th largest by population size and is the world's 81st largest economy (by GDP). Forests make up 13% of its area, and agriculture 63%. It's placement in the Human Development Index is 0.725. LEBANON is a signatory to NYDF ENDORSER and ADP SIGNATORY.

TOP IMPORTS IN 2016

COMMODITY	WORLD IMPORT RANKING	PRODUCTION	IMPORTS	VALUE
SUGARCANE	43	91	2,713,659,886.3	174,716,592
CORN	43	2,745	558,978,912	121,811,810
SOY	56	0	264,911,734.1	110,889,374
BEEF	47	45,719	37,933,101.9	418,508,128
COFFEE	44	0	36,478,634.8	109,954,351
COTTON	27	0	32,020,934.6	8,166,725
PALM OIL	83	-	19,531,396.8	17,797,371
CHICKEN	83	125,242	13,943,269.9	35,223,909
WOOD PULP	43	-	10,094,168	5,623,210
PORK	78	619	3,132,691.5	10,745,812
COCOA	67	0	2,333,055	9,398,079
SHRIMP	47	10	1,715,949	14,497,622

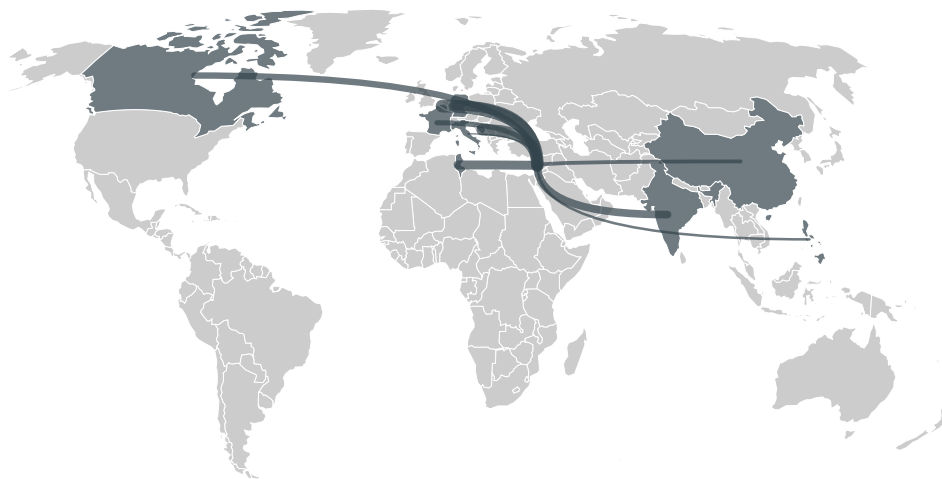
IMPORT TRAJECTORY OF LEBANON



TOP EXPORT TRADERS OF SOY IN LEBANON IN 2016



TOP EXPORT COUNTRIES OF SOY TO LEBANON IN 2016



BELGIUM 36.5%

BOSNIA AND HERZEGOVINA 25.3%

GERMANY 18.6%

TUNISIA 12.1%

INDIA 6%

CANADA 1%

FRANCE 0.3%

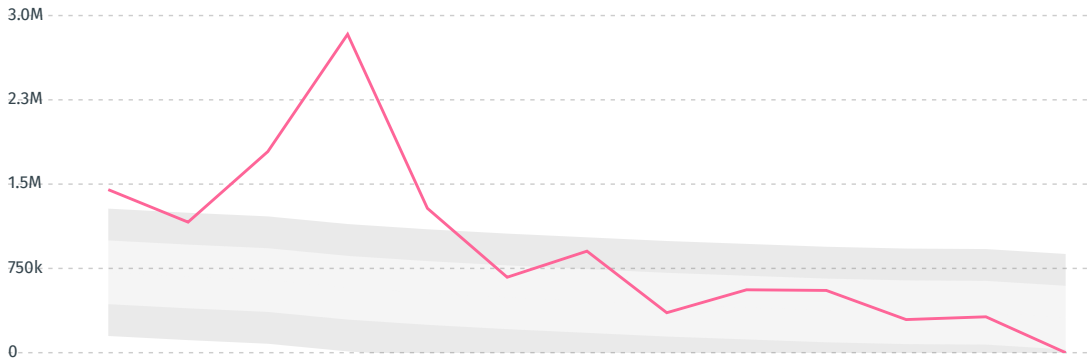
CHINA (MAINLAND) 0.1%

PHILIPPINES < 0.1%

ITALY < 0.1%

DEFORESTATION ALERTS IN BRAZIL

There were **0** GLAD alerts reported in the week of the **25th of January 2021**. This was **low** compared to the same week in previous years.



Caution: GLAD alerts from the last six months are preliminary. Revisions are made as unconfirmed alerts are removed from the data and alert totals are finalized six months after posting. Source: **Global Forest Watch**

Trase is a partnership between



In collaboration with



and many other organizations and individuals.

Donors



[Terms of Use](#) · [Privacy policy](#) · [Cookie policy](#) · [Contact us](#)